



Fayetteville-Manlius

Central School District

2019 School Budget Vote Exit Survey Report

Introduction

The Fayetteville-Manlius Central School District conducted an exit survey during its annual school budget vote on May 21, 2019. The purpose was to collect demographic data about who voted on the budget and information about why voters voted the way they did.

The survey was voluntary and anonymous. Surveys were made available electronically to voters at the polling site for anyone who chose to fill one out after voting. While these results do not represent the opinions of all voters, they do provide many residents' perceptions about the district and its proposed budget.

The following data were compiled by the Capital Region BOCES Communications Service in cooperation with the BOCES public information specialists assigned to F-M, Nancy Cole and Kristine Jarosz.

Please note: Percentages, where provided, are out of the number of survey participants who responded to that particular question, and not out of the total number of survey participants. For some questions, total percentages may add up to more than 100% because participants were able to select more than one answer choice or as a result of rounding percentages to the nearest whole number.

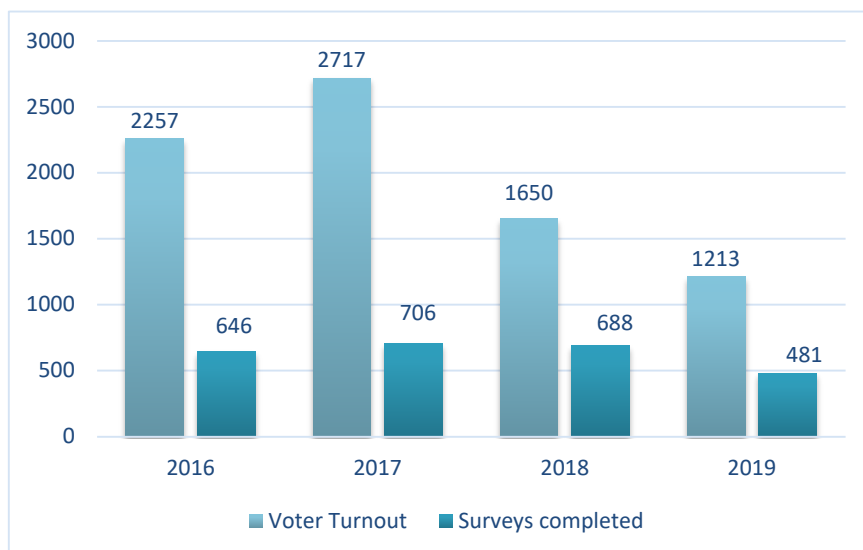
In 2019, 40% of voters filled out an exit survey, compared to 42% in 2018 and 26% in 2017.

Fayetteville-Manlius voter turnout and survey participation

In 2019, 1,213 residents voted on Fayetteville-Manlius' school budget. This is 437 fewer residents than voted in 2018, a decrease of 26%. [See chart below.]

Of the 1,213 residents who voted in person, 481 chose to fill out an exit survey, a response rate of 40%. This response rate is 2 percentage points lower than last year, and 16 percentage points higher than the previous year's. [See chart below.]

VOTER TURNOUT AND SURVEY RESPONSE RATE: HISTORICAL TRENDS



Who voted in F-M's annual budget vote?

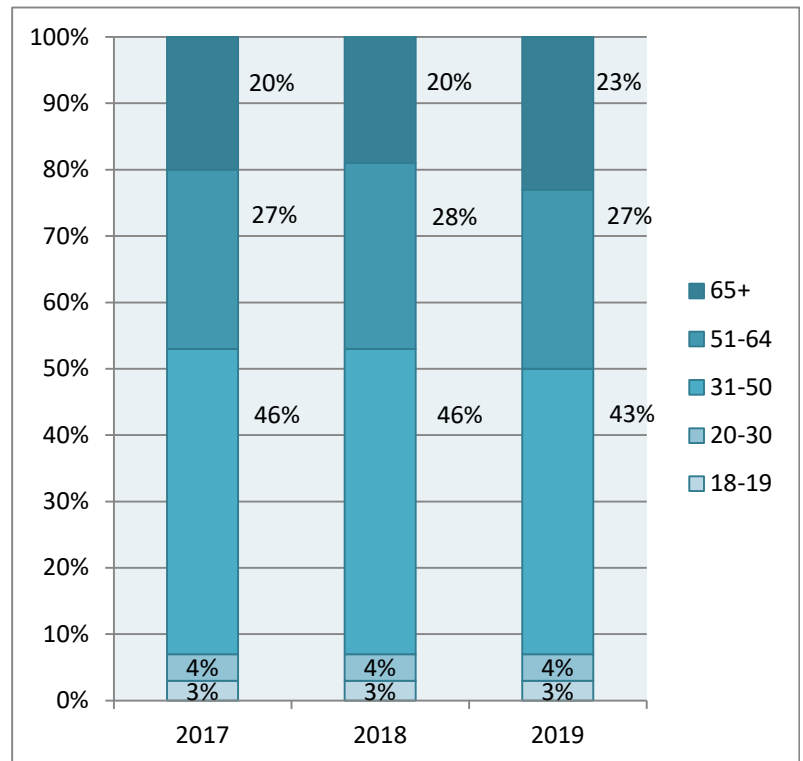
Voters by age group

The chart at right classifies voters by age group, as indicated by exit survey data. The 2019 distribution is similar to that of the past two years, but the number of respondents ages 51 and older has increased by 2 percentage points to 50 percent, and the number of respondents ages 31-50 has decreased by 3%.

Typical voting habits

In 2019, more than 76% of survey respondents said they typically vote “yes” on the budget, while close to 6% said they typically vote “no.” More than 13% said their vote varies, and nearly 5% said they have not voted in the past. This is similar to the survey data from 2017 and 2018.

AGE DISTRIBUTION OF SURVEY RESPONDENTS: THREE-YEAR TREND



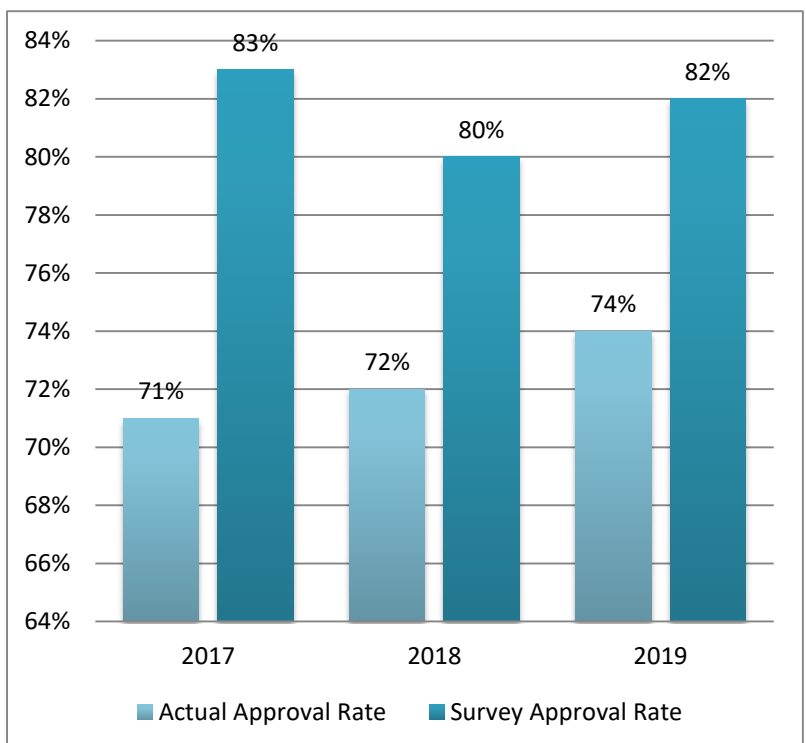
How did F-M residents vote?

Of those who completed a survey in 2019, 7 participants did not indicate how they voted on the budget. Of those that did, 391 said they voted “yes” on the budget, while 83 said they voted “no.” This represents a margin of 82% in favor and 18% opposed.

The actual approval rate of the budget was 74%—a difference of 8 percentage points—meaning that a higher percentage of “yes” voters filled out an exit survey than did “no” voters.

In our experience, this is not uncommon with school budget vote exit surveys. In F-M, the same trend has been evident since 2013, with a similar margin of difference between the exit survey and actual approval rates in prior years. The chart to the right illustrates this trend with data from the last three years.

BUDGET APPROVAL RATES : THREE-YEAR HISTORY



Parental status: How respondents identify themselves

Survey respondents were asked to “select ALL that apply” from a list of options regarding parental status. Below is the percentage of responders for each category:

My child(ren) is/are past high school age.	41%
My child(ren) attend(s) F-M High School.....	19%
My child(ren) attend(s) Fayetteville Elementary	16%
My child(ren) attend(s) Wellwood Middle School.	15%
I have no children.	12%
My child(ren) are preschool age or younger.....	11%
My child(ren) attend(s) Eagle Hill Middle School.....	7%
My child(ren) attend(s) Enders Road Elementary.....	7%
My child(ren) attend(s) Mott Road Elementary.	6%
My child(ren) attend(s) a private or parochial K-12 school, another public school district or is homeschooled.....	1%

Budget approval rates were highest among current parents who indicated they have children at specific middle or elementary schools, and lowest among parents whose children are of school-age but do not attend F-M schools. These approval rates are similar to those of the previous year

Approval Rates

	2018	2019
My child(ren) attend(s) Mott Road Elementary.	86%	90%
My child(ren) attend(s) Fayetteville Elementary.....	86%	87%
My child(ren) attend(s) Wellwood Middle.....	87%	87%
My child(ren) is/are past high school age.	80%	86%
My child(ren) are preschool age or younger.....	83%	84%
My child(ren) attend(s) F-M High School.....	83%	83%
My child(ren) attend(s) Enders Road Elementary.	77%	75%
I have no children.	68%	75%
My child(ren) attend(s) Eagle Hill Middle.	77%	74%
My child(ren) attend(s) a private or parochial K-12 school, another public school district or is homeschooled.....	42%	33%

Budget approval rates among different voter categories

Among the survey respondents, a majority approved the budget in 2019 regardless of age. The highest approval rate, 92%, was among those ages 18-19, up from 84% in 2018; 87% of respondents ages 65 and older approved the budget; and 86% of those ages 31-50 and 77% of those ages 51-64 votes “yes” on the budget. The lowest approval rate, 71%, was among those ages 20-30.

This year, 96% of respondents who said they typically vote “yes” did so again in 2019, while 89% of those who said they typically vote “no” voted against the budget. Nearly 87% of those who said they were voting for the first time voted in favor of the budget. Slightly more than one-third (35%) of those who said their vote varies approved the budget proposal this year.

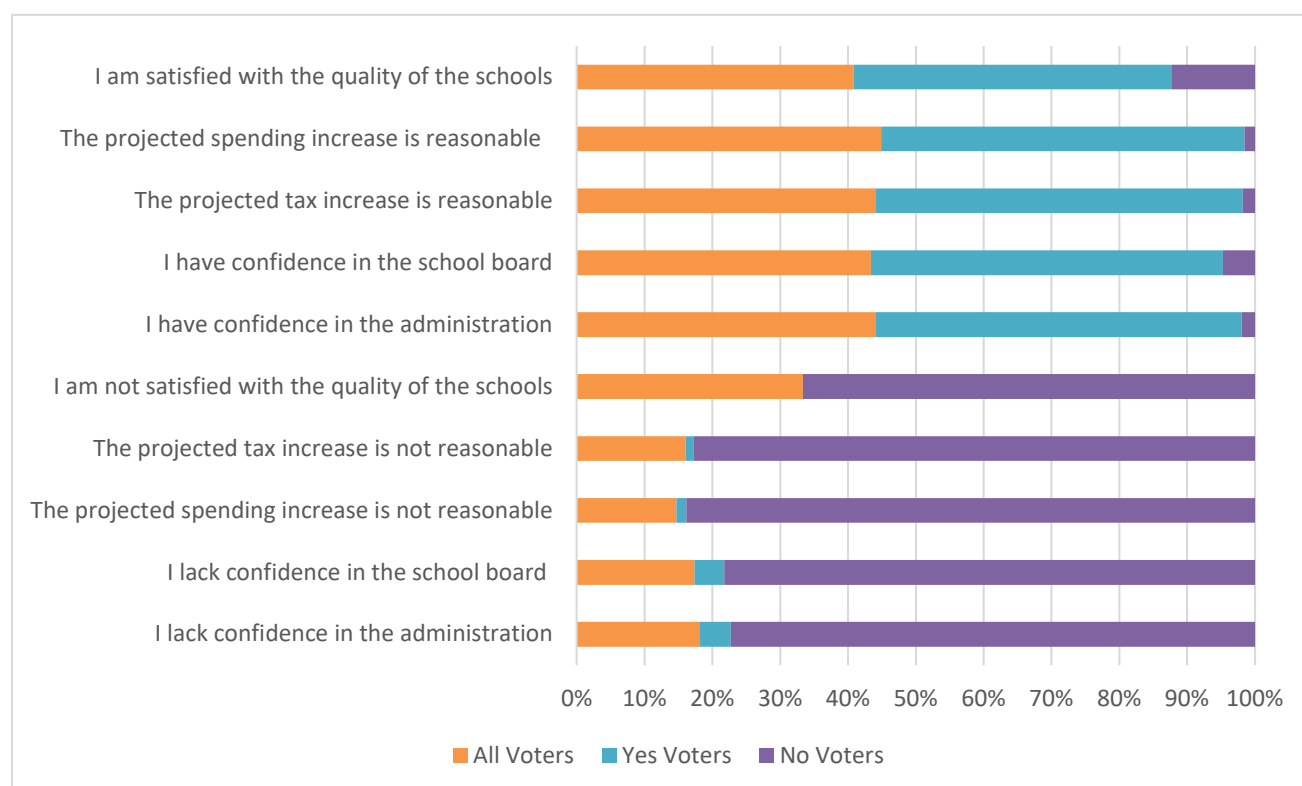
The highest approval rate, 92%, was among those ages 18-19.

Why do voters vote the way they do?

On the exit survey, participants could choose from a list of reasons for why they voted the way they did on the proposed school budget. The list was not restricted — in other words, “no” voters could select answer choices one would expect to correlate with a “yes” vote, and vice versa.

The following are the reasons given by respondents — “yes” voters and “no” voters — for voting the way they did, in both chart and table form:

REASONS VOTERS VOTED AS THEY DID



The following are the reasons given by respondents — “yes” voters and “no” voters — for voting as they did:

	NO VOTERS	YES VOTERS	ALL
I am satisfied with the quality of the schools	24%.....	92%	80%
The projected tax increase is reasonable	2%.....	60%	49%
The projected spending increase is reasonable	2%.....	68%	57%
I have confidence in the school board.....	5%.....	55%	46%
I have confidence in the administration.....	2%.....	55%	45%
I am not satisfied with the quality of the schools	2%.....	<1%	1%
The projected tax increase is not reasonable	67%.....	1%	13%
The projected spending increase is not reasonable.....	57%.....	1%	10%
I lack confidence in the school board.....	18%.....	1%	4%
I lack confidence in the administration.....	17%.....	1%	4%

From this data, one can draw a few conclusions; namely, that:

- The projected spending and tax increases were the most significant factor that respondents gave for their “no” vote, but the projected tax increase was cited by more respondents than the spending increase. (This year is the first that these two factors were separated; previous surveys grouped “spending/tax increase” as one option.)
- The quality of the schools remains important to Fayetteville-Manlius voters, as 80% of respondents indicated that their satisfaction with the quality of the schools motivated their vote — an increase of 7 percentage points over the previous year. That number increases to 92% when looking at “yes” voters.
- The number of exit survey respondents who indicated confidence in the school board and administration has increased over the previous year — by 9 percentage points overall for the school board, and by 7 percentage points overall for the administration. Fewer “no” voters cited a lack of confidence in the school board and administration as motivating factors for their vote compared to the previous year.

What were voters’ best sources of information about the budget?

Overall, 90% of survey participants said they had enough information on the proposed budget. The approval rate among responders who indicated they had enough information on the proposed budget was 86% (up from 82% in 2018). The approval rate for respondents who said they did not receive enough information was 54% (down from 58% in 2018).

Survey respondents indicated that district publications were their best source of budget information (83%). Compared with the previous year, the district website (26%) and budget forums and presentations (18%) have shown an increase as a best sources of budget information for 2019, while district email (SNN) went down by 10 percentage points.

	2017	2018	2019
District publications	67%	78%	83%
District website.....	37%	23%	26%
District email (SNN).....	20%	31%	21%
Budget forums and presentations	17%	15%	18%
Local media	n/a	22%	15%
Friends and acquaintances	24%	20%	15%
Discussions with school staff or BOE members	16%	14%	13%
District social media	15%	10%	n/a
Social media (Facebook, Twitter)	n/a	n/a	5%
Home and School Association	5%	5%	5%

Regardless of where respondents got their budget information, a majority of survey respondents approved the budget. The highest approval rates were among those who cited Home and School Association (96%) as their best sources of information. The second-highest approval rate was among respondents who cited budget forums and presentations — a category that increased by 9 percentage points from the previous year.

The lowest approval rate was among those who cited local news media (78%) as their best source of information.

The survey language differed slightly this year, identifying “social media (Twitter, Facebook)” as an option, while last year’s survey had specified “District social media.” Therefore, there may not be a direct relationship between year-to-year results in that specific category.

Approval Rate

	2018	2019
Home and School Association	92%	96%
Budget forums and presentations	79%	88%
District email (SNN).....	81%	87%
Discussions with school staff or BOE members.....	89%	84%
Social media (Facebook, Twitter)	n/a	83%
District social media	77%	n/a
District publications	81%	83%
District website.....	79%	82%
Friends and acquaintances	79%	79%
Local media	78%	78%

District publications have steadily grown to be the clear best source of budget information cited by survey respondents.

Non-mandated areas to preserve in case of budget cuts

For several years, Fayetteville-Manlius has asked survey participants to identify no more than 3 non-mandated areas from a list of 11 that they would most like to see preserved if the district has to make budget cuts in the future.

As in years past, the top 2 non-mandated programs survey participants said they want to see preserved are class sizes and college-level courses. One change to note in 2019 was an increase of 8 percentage points for preserving elective course offerings in grades 9-12.

	2017	2018	2019
Class size	40%	44%	44%
College-level courses	36%	40%	36%
Variety of elective course offerings (9-12)	28%	26%	34%
Enrichment programs (K-8).....	30%	34%	31%
Staff development	29%	28%	29%
Interscholastic athletics	28%	27%	27%
Expanded music programs	27%	31%	24%
Extracurricular clubs and activities	23%	21%	23%
Classroom technology upgrades.....	24%	20%	20%
Expanded art programs	18%	18%	16%
Field trips	14%	11%	15%

Approval rates were highest among respondents who indicated they would like to see extracurricular clubs and activities preserved (89%) and lowest among those who would like to see classroom technology upgrades preserved.

Approval Rates

	2018	2019
Extracurricular clubs and activities	79%	89%
Class size	82%	88%
Interscholastic athletics	82%	86%
Enrichment programs (K-8).....	80%	85%
Staff development	86%	84%
Expanded music programs	84%	84%
College-level courses	77%	83%
Variety of elective course offerings (9-12)	77%	82%
Field trips	72%	79%
Expanded art programs	80%	78%
Classroom technology upgrades.....	78%	77%

Who were the “yes” voters in Fayetteville-Manlius?

In 2019, of those survey respondents who said they voted “yes” on the budget:

- 45% said they are between the ages of 31 and 50 years; 94% said they are at least 31 years old.
- 88% gave the quality of education provided by Fayetteville-Manlius a rating of “excellent”; 11% rated it “good.”
- 88% said they typically vote “yes” on the budget; fewer than 1% said they typically vote “no.” Six percent said their vote varies, and 5% said they have not voted in the past.
- 94% said they had enough information on the proposed budget.
- 83% said district publications were their best source of budget information, 26% said district website, and 23% said district email.
- 46% said class size was an area they would most like to see preserved, followed by college-level courses (37%) and elective offerings for grades 9-12 (34%).
- 42% said they had a child past high school age. 36% are parents of F-M students.
- 53% preferred Fayetteville Elementary as the voting location.

Who were the “no” voters in Fayetteville-Manlius?

In 2019, of those survey respondents who said they voted “no” on the budget:

- 38% said they are between the ages of 31 and 50 years; 92% said they were at least 31 years or older.
- 67% gave the quality of education provided by Fayetteville-Manlius a rating of “excellent”; 24% gave it a rating of “good.”
- 29% said they typically vote “no” on the budget; 18% said they typically vote “yes.” 49% said their vote varies, and nearly 4% said they have not voted in the past.
- 74% said they had enough information on the proposed budget.
- 83% said district publications were their best source of budget information; 28% said the district website; and an equal number of respondents (19%) cited local media and friends and acquaintances.
- 37% said elective course offerings for grades 9-12 was an area they would most like to see preserved, followed by college-level courses (36%) and class sizes (31%).
- Nearly 33% said they had a child past high school age; 38% said they were parents of F-M students.
- 46% preferred Fayetteville Elementary as the voting location.

Since the parental status categories of the survey are not exclusive (i.e., a parent may have children at more than one school location), the number of F-M parents was calculated by subtracting all other categories from the total number of respondents.

F-M voters and polling locations

In 2019, residents were asked where they would prefer to vote if the district is able to move polling places for future votes.

Of those that responded, 52% of respondents said that, if the district is able to move the polling place for future votes, they would prefer to keep it to Fayetteville Elementary School.

Among respondents, parents of Wellwood Middle School students had the strongest preference for Fayetteville Elementary as a polling location (72%). Parents of Enders Road students had the lowest preference for that polling site (10%).

Equal numbers of respondents (nearly 24%) preferred Eagle Hill Middle School and the Village of Manlius Offices. Among respondents, parents of Enders Road students had the strongest preference for Eagle Hill as a polling location (58%). Parents of Mott Road students had the lowest preference for Eagle Hill as a polling site (3%).

Parents of Eagle Hill students had the strongest preference for the Village of Manlius Offices as a polling location (35%). Parents who attend school outside the F-M system had the lowest preference for the Village Offices as a polling site, with none of those respondents selecting that polling location.

Polling site preference by parental status

	Fay El	Eagle Hill	Village Office
Children preschool age or younger.....	50%.....	22%	28%
Child(ren) attend(s) Enders Road.....	10%.....	58%	32%
Child(ren) attend(s) Fay El.....	64%.....	4%	32%
Child(ren) attend(s) Mott Road.....	63%.....	3%	33%
Child(ren) attend(s) Eagle Hill MS	18%.....	47%	35%
Child(ren) attend(s) Wellwood MS	72%.....	7%	20%
Child(ren) attend(s) F-M HS	40%.....	27%	33%
Child(ren) attend(s) a private or parochial K-12 school, another public school district or is homeschooled	67%.....	33%	0%
Child(ren) past HS age	51%.....	26%	23%
No children	58%.....	27%	15%

Rating an F-M education

More than 84% of respondents said the quality of education provided by Fayetteville-Manlius was excellent in 2019. This is a 7 percentage point increase from 2018 and a 10 percentage point increase over 2017.

In 2019, 13% of survey participants gave F-M a “good” rating and 1% gave the school district a “fair” rating. Two respondents (less than 1%) indicated they

felt the quality of education at Fayetteville-Manlius was poor, and about 1% indicated they did not know how they would rate the education provided by F-M.

About 86% of respondents who rated F-M as “excellent” also approved the budget proposal. This is similar to the previous year. As the opinion of the district’s educational program decreased among respondents, the budget approval rate also decreased, with about 67% of respondents who rated F-M as “good” approving the budget, and about 20% of respondents who rated F-M as “fair” approving the budget.

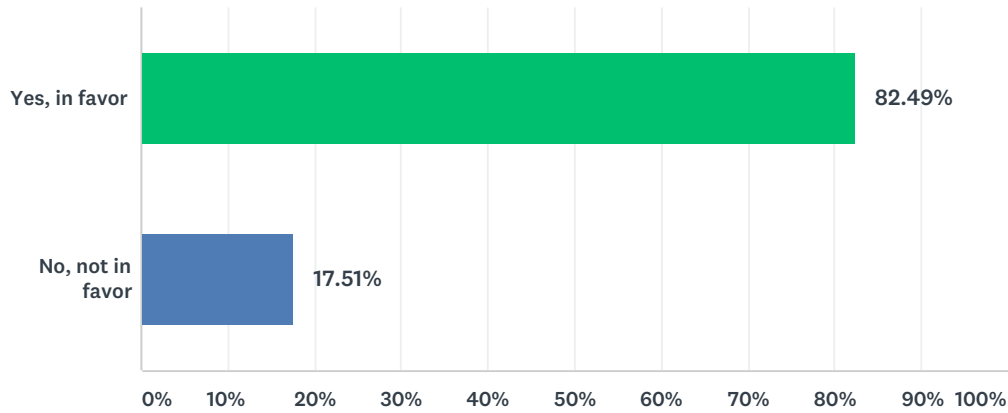
The two respondents who rated the quality of education from the district as poor did not approve the budget. Among the five respondents who indicated they didn’t know how to rate the quality of education at F-M, four voted “yes” and one voted “no.”

Survey Response Summary:

**Survey participants' responses
to all questions**

Q1 How did you vote on the proposed 2019-20 school budget?

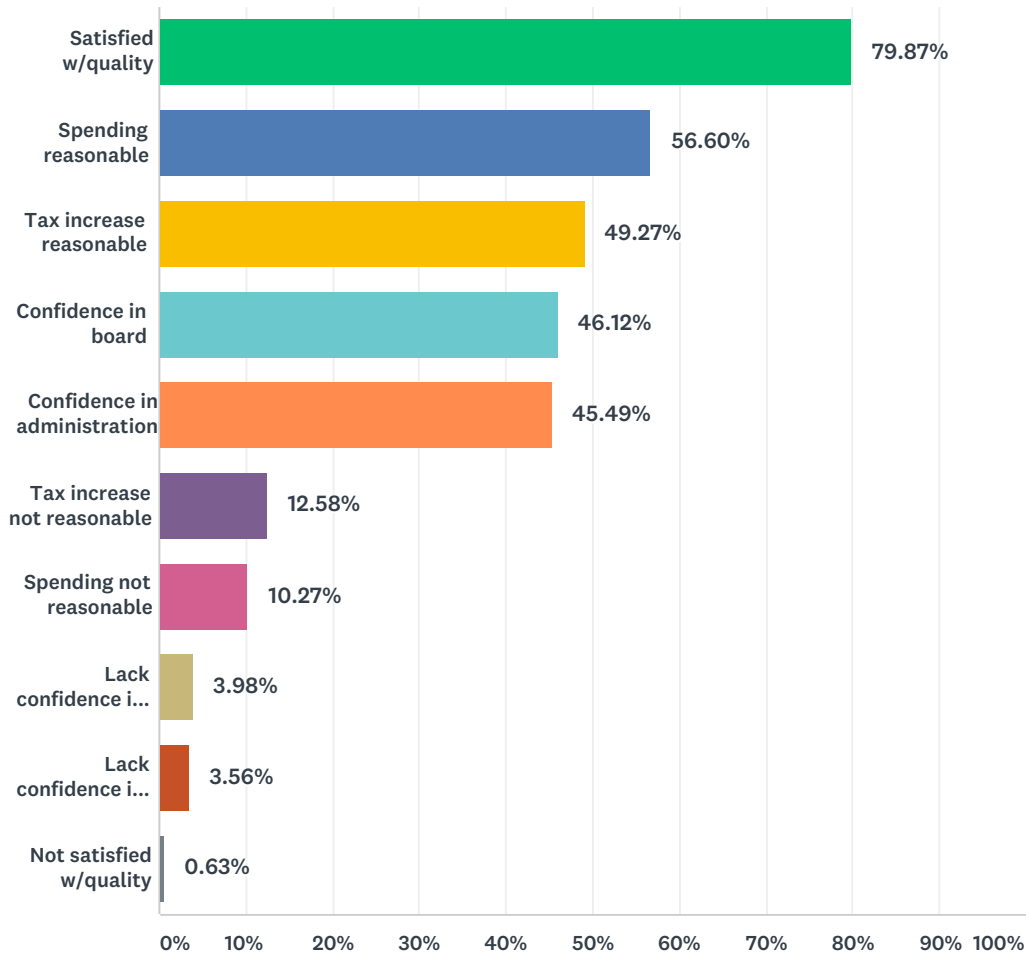
Answered: 474 Skipped: 7



ANSWER CHOICES	RESPONSES	
Yes, in favor	82.49%	391
No, not in favor	17.51%	83
TOTAL		474

Q2 Why did you vote the way you did on the proposed school budget? (Please select all that apply.)

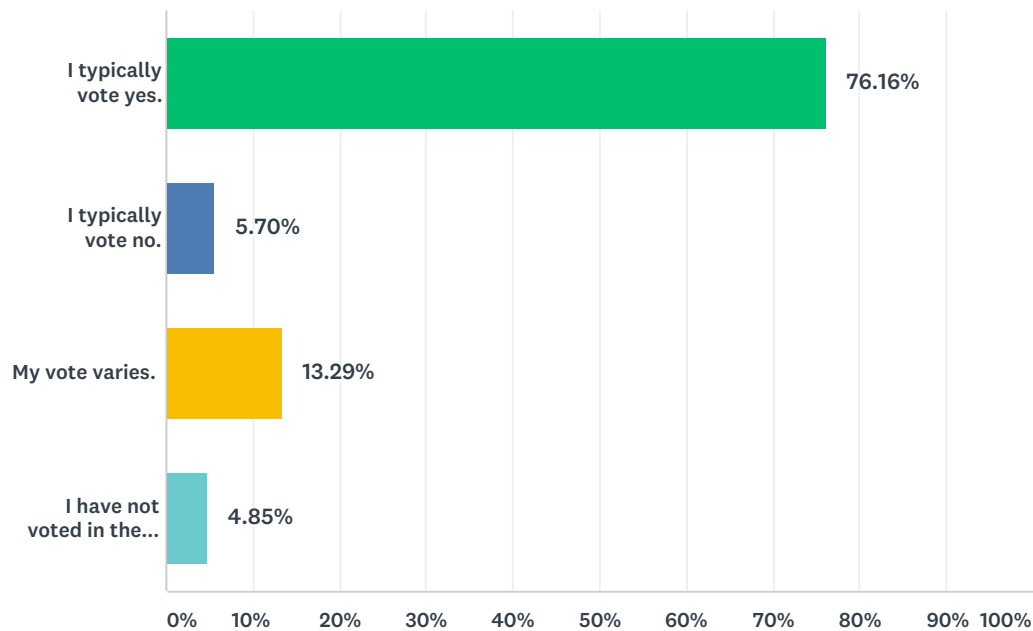
Answered: 477 Skipped: 4



ANSWER CHOICES	RESPONSES	
Satisfied w/quality	79.87%	381
Spending reasonable	56.60%	270
Tax increase reasonable	49.27%	235
Confidence in board	46.12%	220
Confidence in administration	45.49%	217
Tax increase not reasonable	12.58%	60
Spending not reasonable	10.27%	49
Lack confidence in administration	3.98%	19
Lack confidence in board	3.56%	17
Not satisfied w/quality	0.63%	3

Q3 How have you typically voted on the school budget in the past?

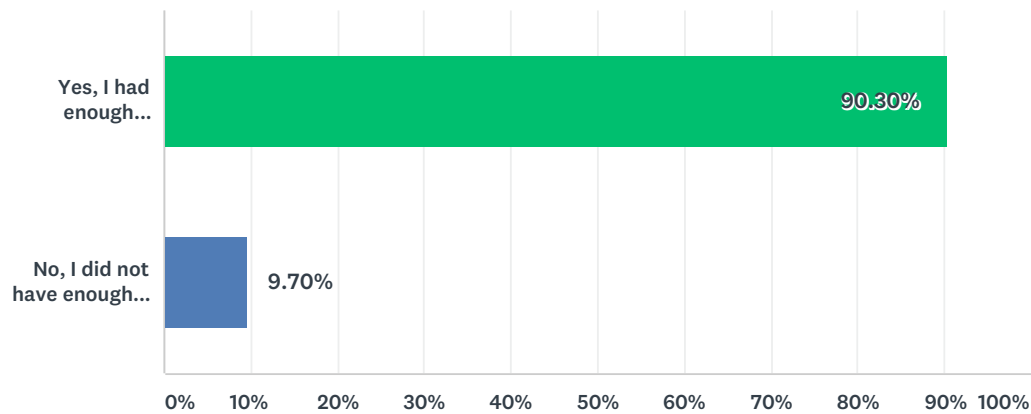
Answered: 474 Skipped: 7



ANSWER CHOICES	RESPONSES	
I typically vote yes.	76.16%	361
I typically vote no.	5.70%	27
My vote varies.	13.29%	63
I have not voted in the past.	4.85%	23
TOTAL		474

Q4 Did you have enough information on the proposed budget?

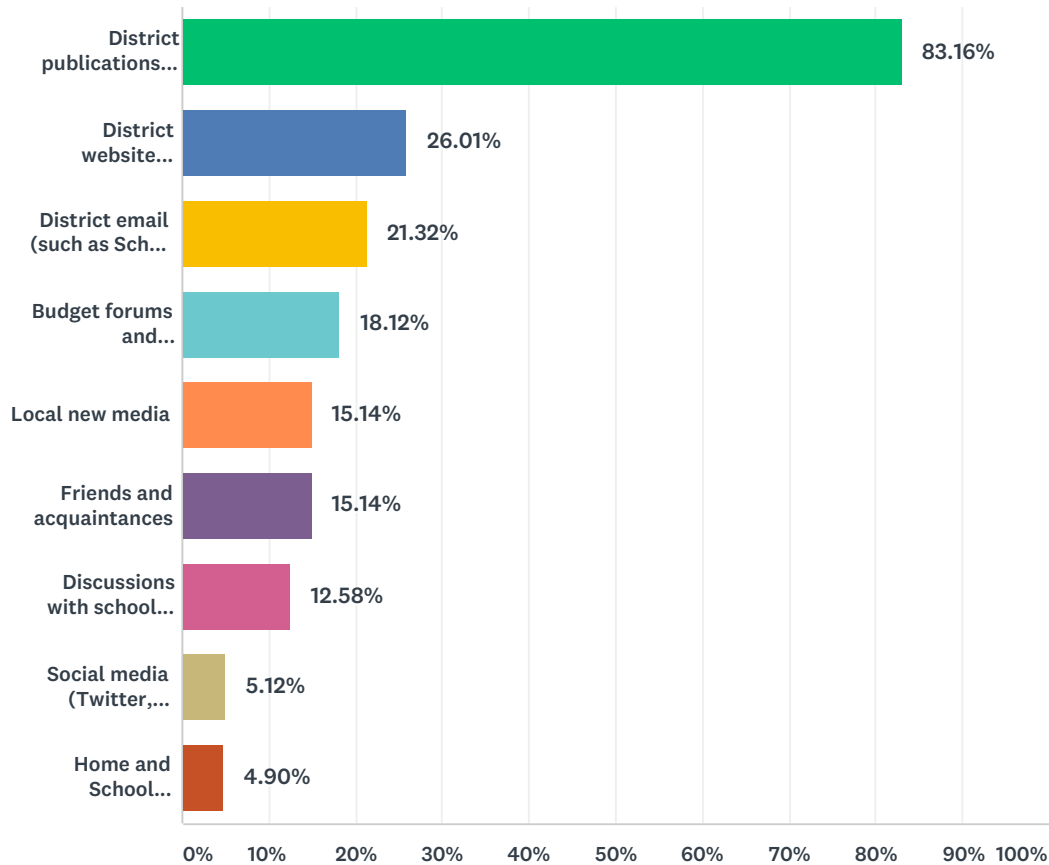
Answered: 474 Skipped: 7



ANSWER CHOICES		RESPONSES
Yes, I had enough information.		90.30% 428
No, I did not have enough information.		9.70% 46
TOTAL		474

Q5 What were your best sources of information about the proposed budget? (Please select all that apply.)

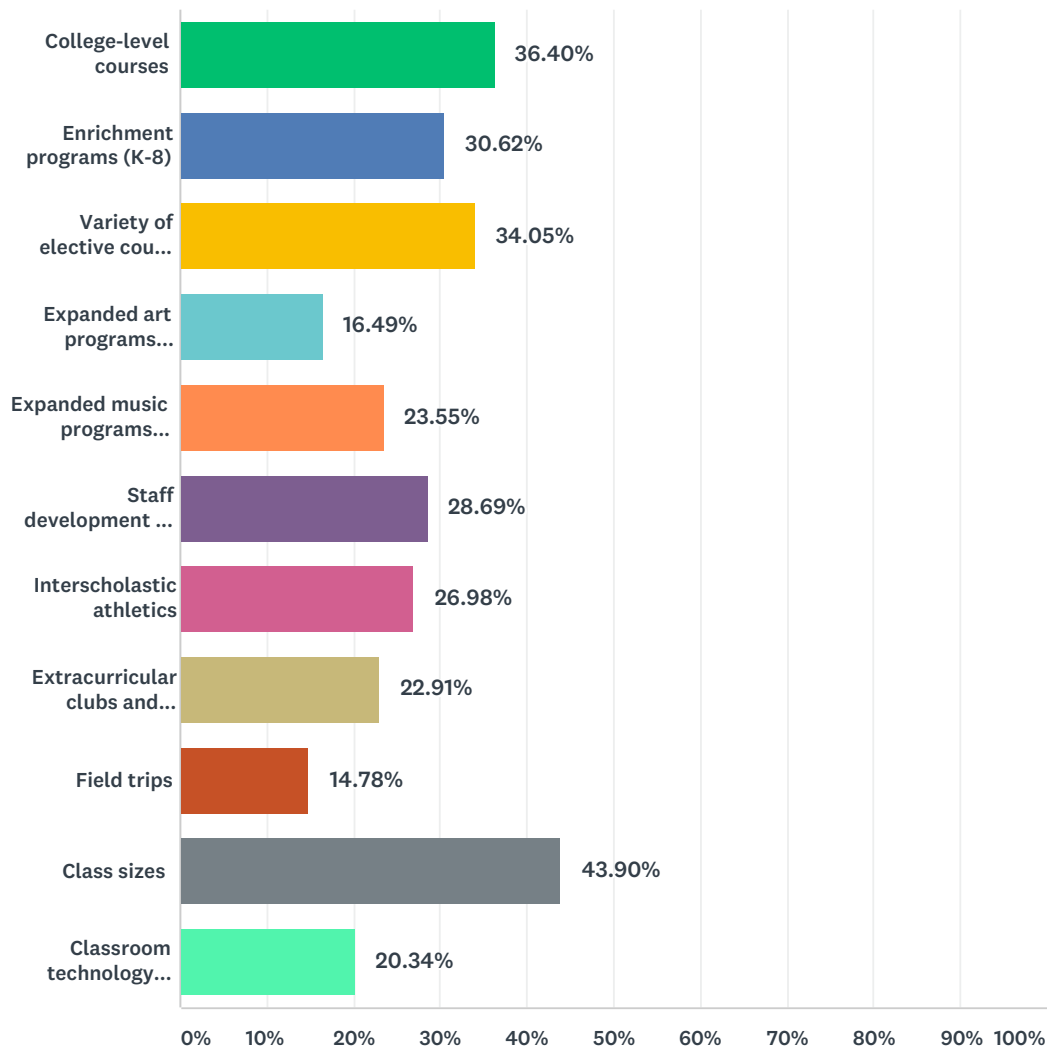
Answered: 469 Skipped: 12



ANSWER CHOICES	RESPONSES	
District publications (F-M News, school newsletters)	83.16%	390
District website (www.fmschools.org)	26.01%	122
District email (such as School News Notifier)	21.32%	100
Budget forums and presentations by school officials	18.12%	85
Local new media	15.14%	71
Friends and acquaintances	15.14%	71
Discussions with school staff or Board of Education members	12.58%	59
Social media (Twitter, Facebook)	5.12%	24
Home and School Association	4.90%	23
Total Respondents: 469		

Q6 If the district has to make cuts, which three of the following non-mandated areas would you most like to see PRESERVED? (Please select your top three only.)

Answered: 467 Skipped: 14

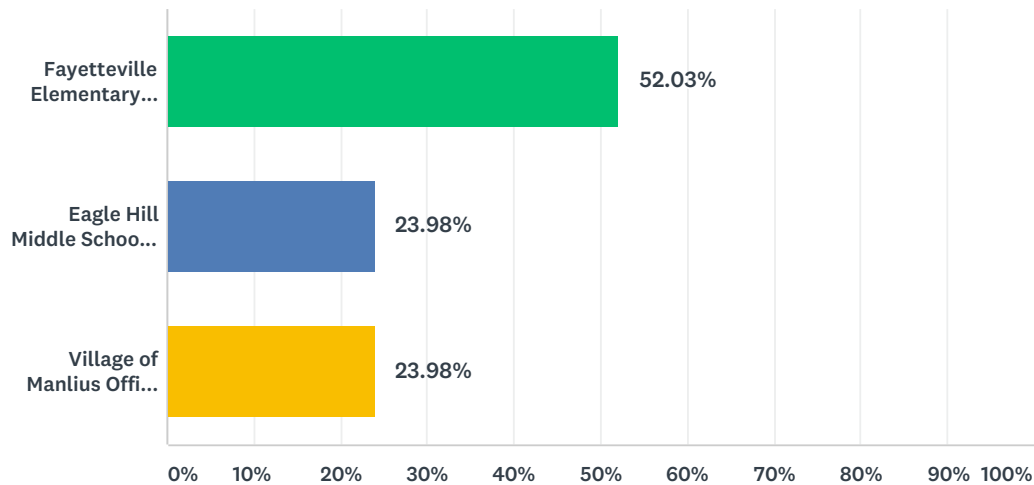


ANSWER CHOICES	RESPONSES	
College-level courses	36.40%	170
Enrichment programs (K-8)	30.62%	143
Variety of elective course offerings (9-12)	34.05%	159
Expanded art programs (beyond mandates)	16.49%	77
Expanded music programs (beyond mandates)	23.55%	110
Staff development to improve teaching and learning	28.69%	134
Interscholastic athletics	26.98%	126
Extracurricular clubs and activities	22.91%	107

Field trips	14.78%	69
Class sizes	43.90%	205
Classroom technology upgrades	20.34%	95
Total Respondents: 467		

Q7 If the district is able to move the polling place for future votes, which location would you prefer? (Select one)

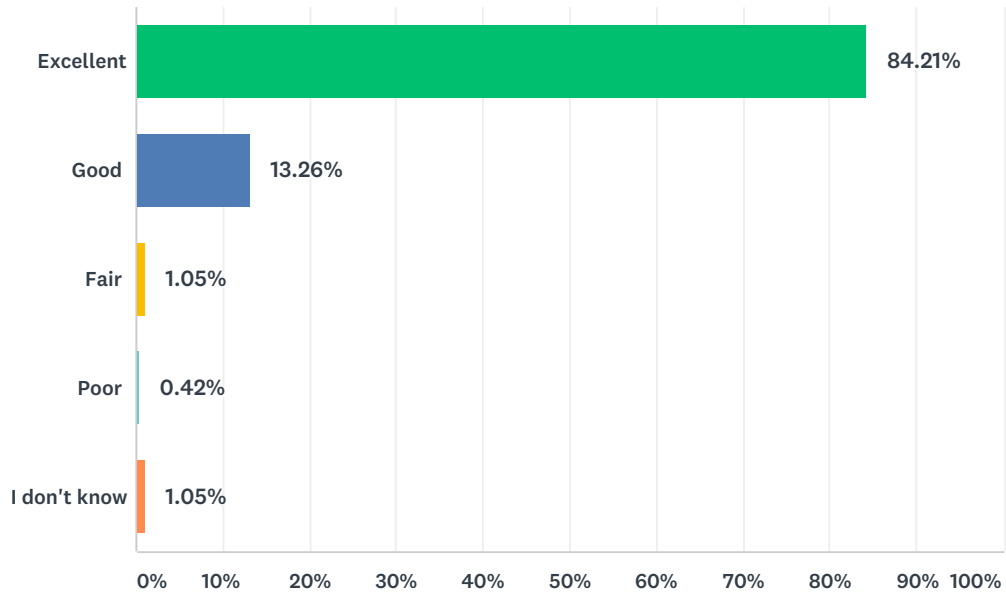
Answered: 467 Skipped: 14



ANSWER CHOICES	RESPONSES	
Fayetteville Elementary School (Fayetteville)	52.03%	243
Eagle Hill Middle School (Manlius)	23.98%	112
Village of Manlius Offices (Manlius)	23.98%	112
TOTAL		467

Q8 In general, how would you grade the quality of education provided by Fayetteville-Manlius?

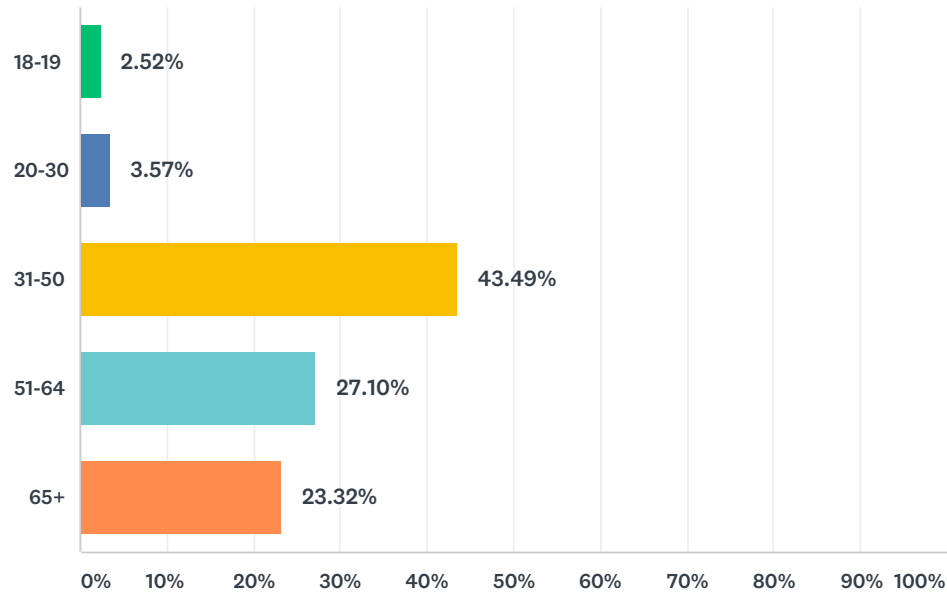
Answered: 475 Skipped: 6



ANSWER CHOICES	RESPONSES	
Excellent	84.21%	400
Good	13.26%	63
Fair	1.05%	5
Poor	0.42%	2
I don't know	1.05%	5
TOTAL		475

Q9 What age group applies to you?

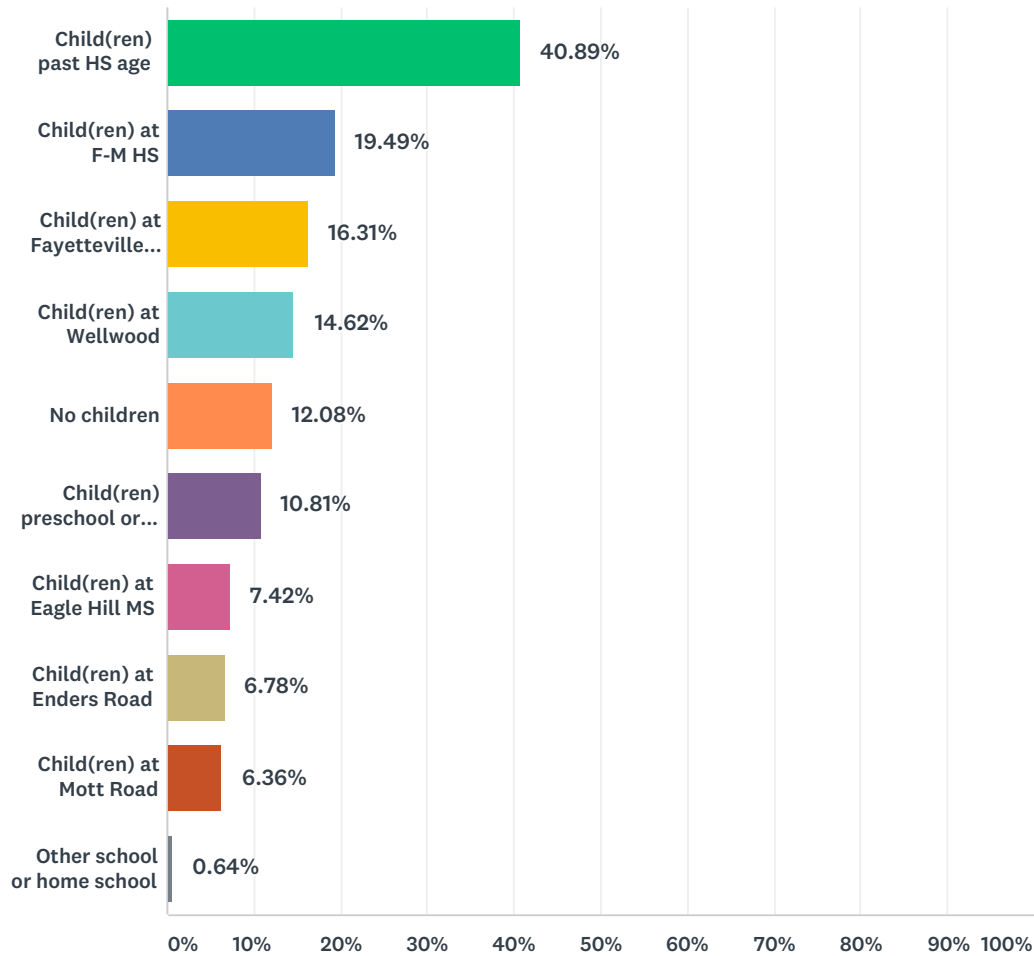
Answered: 476 Skipped: 5



ANSWER CHOICES	RESPONSES	
18-19	2.52%	12
20-30	3.57%	17
31-50	43.49%	207
51-64	27.10%	129
65+	23.32%	111
TOTAL		476

Q10 Please check all that apply:

Answered: 472 Skipped: 9



ANSWER CHOICES	RESPONSES	
Child(ren) past HS age	40.89%	193
Child(ren) at F-M HS	19.49%	92
Child(ren) at Fayetteville Elementary	16.31%	77
Child(ren) at Wellwood	14.62%	69
No children	12.08%	57
Child(ren) preschool or younger	10.81%	51
Child(ren) at Eagle Hill MS	7.42%	35
Child(ren) at Enders Road	6.78%	32
Child(ren) at Mott Road	6.36%	30
Other school or home school	0.64%	3
Total Respondents: 472		

Q11 Please provide any additional comments you may have.

Answered: 102 Skipped: 379

#	RESPONSES	DATE
1	Overall, the FM school taxes are WAY TOO HIGH! Great schools, but can trim a lot of the fat.	5/21/2019 8:59 PM
2	I would prefer to preserve most of non-mandated areas - that's what makes the difference and allows each student to develop his/her strengths.	5/21/2019 8:53 PM
3	It is sad to me that only three people ran for the board this year indicating to me that it does not appear to be a very desirable job. Hopefully in the future more people will see the value of a diverse group of people running for the school board so that we can truly have a choice to vote for people who represent values that are essential to lead our school district.	5/21/2019 8:49 PM
4	What is being done to increase security in these uncertain times? Will there ever be a year when the budget does not increase dramatically?	5/21/2019 8:49 PM
5	You need to have your heads examined. The wild level of spending per student boggles the mind. A few dedicated residents should easily organize a defeat of future budgets.	5/21/2019 8:38 PM
6	Sorry to hear Kim S retiring from school board. She was excellent and had great ideas on the board!	5/21/2019 8:37 PM
7	Make sure that redistricting is done with plenty of notice.	5/21/2019 8:36 PM
8	Our children did well in FM schools.	5/21/2019 8:36 PM
9	please do not spend money on security upgrades; instead, spend more on mental health services	5/21/2019 7:56 PM
10	Continue to properly invest in our children and their future	5/21/2019 7:52 PM
11	The administration has not communicated a long term vision for facilities upgrades, as we know many, many buildings in the district (besides Wellwood!) need upgrades. The administration should propose a long term vision for the district facilities and communicate that to the taxpayers. The taxpayer are not going to continue to approve year, after year budget increases of this size without a clear vision provided by the administration for a long term improvement plan. Dr. Tice - this is YOU. Please lead your administrative staff to provide a long term facilities plan. PLEASE take the LEAD.	5/21/2019 7:51 PM
12	The Budget Fact Sheet on the District's web site did not provide very detailed information about why this year's increase so high, nor did it give specifics about what the new money would be used for.	5/21/2019 7:49 PM
13	I would like to see the district buying electric buses! I have 3 grand children being home schooled	5/21/2019 7:39 PM
14	The teaching and curriculum in this district needs abundant attention. The teachers are fine people, I'm grateful for the care they show my children and the children of this community. Care, however, is not enough. Students are given far too many rote worksheets to complete. I'm sick of seeing crossword puzzles, fill-in the blank worksheets, and poor videos take the place of actual problem-solving and modeling complex problems. My kids bring home work whose copyright is older than 10 years, and some sheets are printed from homeschooling websites. Do better.	5/21/2019 7:33 PM
15	Given the size of this F-M district, the Superintendent makes entirely too much money. Look closely at Austin (TX) schools, the size of the district, and the amount paid to that Supt. Then, look closely at the size of F-M, and what we pay our Supt. And...look closely at how fantastic our bus services already are. We simply don't need brand new buses every year. Tax payers are paying attention to proposed and actual expenditures. And, I'm a licensed teacher.	5/21/2019 7:33 PM
16	Thank you, the Board of Education and Administration, for all that you do to prepare this budget and execute the spending to enhance the education of our kids! Keep up the fine job!!	5/21/2019 7:30 PM
17	When will we stop the wasteful spending? Is the goal to tax middle-income families out of the district? Please start assessing the "wants" vs. the "needs" of the district and ALL its families!!!	5/21/2019 7:26 PM

18	very pleased with the education my three girls received here. they felt they were well prepped for college. One is in her third year of med school, one is getting her second masters from columbia and a third received her masters from boston university and is living in denver.	5/21/2019 7:22 PM
19	Thanks for providing high quality education.	5/21/2019 7:05 PM
20	Need more field trips. Why so few at Mott Rd.? Why only one concert per year and at odd times? Would like more per year to showcase the hard work throughout the year.	5/21/2019 7:03 PM
21	thanks for upgrading the tennis courts--i don't know how you protect the nets, but students should respect that these are not to hang on/sit on, etc. It would be nice to see the superintendent on voting days; more displays of student's art work, poetry, etc. JD always did these things and it left such a positive impression--particularly for folks like me who don't have kids in the school. Finally, I am really disappointed that the bus garage was allowed to be built in the village. Its an eyesore and its loud. It ruins the experience of Beard Park and surrounding area. I refuse to vote for any bus allocation as a result.	5/21/2019 6:57 PM
22	I approved library spending as an asset and benefit to all members of the community. I want those who are the losers (ie those released from prison, those from other locations, those who do not have valuable internet media computers etc., the old, the blind) in our society to have available the self education and direction provided at the libraries. I find that the Fayetteville library amazing and helpful to all not just the entitled. Environmental forward thinking is to be encouraged....not just a moving economy but one that has intention to save the other species and our natural environment. Manlius in general will pave anything to get incoming investment. \$\$\$ what the children do with their education is more important than pushing up property values. Most children in this area never see the kind of life that children in Syracuse have to survive. They are unlikely to consider the less fortunate when they rise to power like their parents. Competitive sports are aggression in pretty uniforms...individual self motivation and development though out life should be encouraged.from the start.	5/21/2019 6:55 PM
23	I'd like to see more of the arts and creative outcomes from the schools on display during the vote, and also would like to see the superintendent present for dialogue and community connecting: I am always surprised he's not here to show his outward engagement and to hear from voters in a casual setting. Thank you for improving the tennis courts here near the bus garage--they are in use all the time now with better surfaces and (somewhat better) nets. We could use more free athletic facilities in the town/villages like this, open to all. Thanks!	5/21/2019 6:54 PM
24	Tim Crisafulli is a rock star!	5/21/2019 6:42 PM
25	none	5/21/2019 6:25 PM
26	need to try to fund ways to reduce expenditures, eg. payroll services, boces purchases, join with other districts for any other purchases, eg. insurances.	5/21/2019 6:24 PM
27	where I indicated class size above that would pertain to high school only.	5/21/2019 6:21 PM
28	With SALT tax limits, the burden of school taxes is so high that I have my house up for sale. Please try to keep taxes reasonable so those who are not utilizing F-M school district schools can afford to remain in district.	5/21/2019 6:16 PM
29	We we need upgrades or new buses or etc we need to choose renewable energy options. Thank you.	5/21/2019 6:05 PM
30	I do have grandchildren starting in the F-M District, coming from a private school. I am very interested in maintaining the excellent quality of education that my husband and I, and our children had through the F-M schools.	5/21/2019 5:58 PM
31	across the board assessment increases combined with increasing the budget - just unreasonable!	5/21/2019 5:56 PM
32	You neglected to ask if the voter had children that had previously been in the F-M school district, and now are beyond school. Having children that graduated from F-M schoolss does influence the voter's opinion of this budget.	5/21/2019 5:54 PM
33	more funding to science olympiad	5/21/2019 5:51 PM
34	I just don't understand why the budget always goes up. Enrollment numbers aren't changing. I feel the district should hold the line for a couple of years and really look at the budget and think about ways to bring down the ridiculous assessment in this town.	5/21/2019 5:50 PM
35	I love this school district and the school community. Teachers and administration are wonderful. Keep up the great work educating our kids.	5/21/2019 5:49 PM

36	I don't like voting at Fay El while children are in school.	5/21/2019 5:42 PM
37	Education is absolutely critical to maintain our democracy.	5/21/2019 5:36 PM
38	school taxes in fm are ridiculous. overall taxes in this state are causing people to move out in droves and if taxes keep going up you won't have kids left to teach and you will be making senior housing out of old schools!!	5/21/2019 5:24 PM
39	keep up the good work	5/21/2019 5:22 PM
40	I have a real issue with over \$3,000,000 for library cots for 2 that are within a mile or so of each other. Will not vote for these next year without much more information as to where the money goes. Thank you	5/21/2019 4:57 PM
41	The school budget is out of control. Instead of requesting more funds who don't you do what a typical household would do, which is to reign in spending and cut costs. Just like everyday citizens have to do. You are pricing people out of this school district and I bet the test scores show no benefit based upon the excessive spending.	5/21/2019 4:42 PM
42	Would like to see UPK inside the schools. Private preschool options are very limited, a bit expensive, and won't be as vertically aligned with the K-12 program.	5/21/2019 4:42 PM
43	All our children were FM educated and had very successful college experiences because of the excellent preparation that had at FM.	5/21/2019 4:17 PM
44	excellent high quality education at all levels	5/21/2019 3:52 PM
45	i have safety concerns regarding inviting so many people into a school for this vote. choose another location	5/21/2019 3:51 PM
46	There needs to be a better approach to managing the budget. It seems that every year the solution is to just increase it with little thought given to areas where spending cuts could be made. This district provided me a great foundation to be successful but at some point they increases need to stop.	5/21/2019 3:40 PM
47	yes	5/21/2019 3:32 PM
48	The special education department needs to address literacy skills in the middle and high schools . The current program is not adequate.	5/21/2019 3:31 PM
49	I wrote an email to the administration and received no response,	5/21/2019 3:23 PM
50	keep up the good work.	5/21/2019 3:11 PM
51	I want the best schools money can buy, and I am willing to pay for them, but when we can't hold teachers accountable we can't adequately award quality teachers and administrators and are throwing money away. I know that is beyond your scope, but what else can a taxpayer do?	5/21/2019 3:09 PM
52	i voted yes but do feel the percentage of increase is high	5/21/2019 2:58 PM
53	Always wonderful to see the smiling face of Nancy Cole at the door! She is fabulous!!!	5/21/2019 2:54 PM
54	I had no budget info because I am in Florida all winter and did not return home until last week. However, I will always support the budget and school district.	5/21/2019 2:41 PM
55	i understand that the budget vote needs to be at a school per NYS law, but the fact that our children are in the building while the general public is also allowed in the building is unacceptable. After voting, i asked to use the bathroom and was allowed to exit the cafeteria and enter the school without supervision and would have been able to go anywhere in the school. This is absolutely unacceptable. I kept my children home from school today, for this very reason. i knew that the 'increased security' would not be anything to actually prevent someone from getting into the school. the SRO working the budget was busy on the stage talking to mr. furlong the entire time i was voting and also while i exited the cafeteria and into the school. i truly, truly hope that the board of education and dr. tice take our concerns seriously, and change the location of the budget vote for years to come. it would certainly be sad if the location was changed, only after something terrible happened to one or many of our children.	5/21/2019 2:40 PM
56	I attended Fayetteville, and then FM, school system from K-12. My freshman year at Cornell University was a breeze. thanks to the excellent education I had here at FM. When I pay my local taxes, in my mind I'm thinking "Thanks, FM, for such a good start!" I sincerely hope that FM remains one of the best school districts in upstate New York! Keep up the good work!	5/21/2019 2:17 PM

57	I taught in the FM School District for 30 years. I KNOW what an excellent school district this is. I did my student teaching at Mott Rd. After serving in the Air Force, I came back and taught at Mott Rd., Fayetteville Elementary, and Wellwood Middle School.	5/21/2019 2:03 PM
58	EACH area in ques. 7 should have a voting place.	5/21/2019 1:43 PM
59	The school Board needs to remember that NOT all families attending FM schools are wealthy. Every year our taxes go up, even when we just had large increase within the last two years.	5/21/2019 1:25 PM
60	I think it is great what you all are doing in the high school and making it more colorful also I think it is great that you will eventually make the central kitchen in the high school a more student friendly area that should be quiet and a nice place for introverted students. I will always say that there could be more counselors because many students need help and I wish the school counselors had helped me more when I was younger but I think they are assigned to to many students.	5/21/2019 1:11 PM
61	I feel that having a voting poll at a school with children present is unacceptable. It should be moved to another public building (village offices, FM board offices). If it must remain at a school, a teacher work day should be assigned so that children are not present. This is a huge safety concern for many families in the district.	5/21/2019 12:39 PM
62	Special Education in our district needs additional support and funding.	5/21/2019 12:35 PM
63	I am proud to have my child(ren) attend FM schools-we are a premiere district and provide the kids with an excellent education-thank you!	5/21/2019 12:32 PM
64	The tax burden in NY is immoral, absurd and completely unreasonable.	5/21/2019 12:31 PM
65	Question 6 should have included a choice of Educational Services for Students with Disabilities	5/21/2019 12:23 PM
66	I went to FM through the 8th grade. It's a sewer!	5/21/2019 12:21 PM
67	Class of '82 still has Hornet Pride which is why my Class of 2020 will also graduate from the finest educational institution in the Country	5/21/2019 12:20 PM
68	Property taxes continue to increase based on over-spending in all areas of government. The average income earner cannot afford to live in this area.	5/21/2019 12:17 PM
69	Thank you!	5/21/2019 11:49 AM
70	district needs to adopt zero based budget as typical in industry, no increases without cuts equal to increase,	5/21/2019 11:42 AM
71	The amount of teachers who do not teach in their classes here at FM is insane. At every level my children have been affected by a pregnant teacher who is no longer teaching them. Seems like FM administrators/board members hire their pregnant children so their children have a safe job. Whereas most schools hire based on the teachers ability to teach. Seriously considering moving out of the district. The money we spend on the budget is grossly mismanaged by a series of people who do absolutely the bare minimum. Ten year grossly affects the learning in this community and if the Asian members of this community move away FM scores will plummet.	5/21/2019 11:38 AM
72	they waste money ,hired a super that spends money	5/21/2019 11:31 AM
73	We love both our public libraries too!	5/21/2019 11:30 AM
74	i voted no because my home value was just reassessed at a five percent increase. the school is already getting five percent more from me in taxes for next year. i feel one increase in my taxes is enough. perhaps the school board should go to the state to get the funding we are due from them. they under-fund our district. i'm not paying more into something that should be funded in other ways.	5/21/2019 11:20 AM
75	I feel the school district does not spend its money efficiently. I think an outside audit would be useful. I feel cuts to pension and healthcare benefits are never even considered. Where in the private sector this has become a reality. Taxes and spending automatically increase every year, at some point you need to try to stop increases.	5/21/2019 11:20 AM
76	Thank You!	5/21/2019 11:15 AM
77	grandchildren attend all the schools	5/21/2019 11:14 AM
78	NA	5/21/2019 11:14 AM

79	FM schools are the best! Friends who live in other states are amazed at the offerings. In those states, they have to send their children to private school to even come close to the quality of education that our children were fortunate to receive at FM	5/21/2019 11:10 AM
80	get smaller buses for the high school, nobody rides them. they either have there own cars or the parents take them	5/21/2019 10:35 AM
81	grandchildren currently attend. very satisfied. excellent school system.	5/21/2019 10:25 AM
82	great district.Both my children got a wonderful education here, and I was especially pleased with art and music as well as advanced programs.	5/21/2019 10:24 AM
83	Our taxes are out of control. At some point, someone has to take the measures necessary to fix our ridiculous taxation, bring spending in our area and state under control, end corruption and handouts necessary to attract business, and make New York State a place where people and companies want to grow with us.	5/21/2019 10:06 AM
84	Concerning busing students to other schools out of the district I propose using the smallest buses or vans available. seeing the regular large buses basically empty on these trips is costly and not efficient.	5/21/2019 9:56 AM
85	For all programs being implemented all of the various abilities of the students should always be considered	5/21/2019 9:55 AM
86	We need to educate all of the people that even if they are out of the school system they need to support it and pay for it for a better society. If you are elderly you anyway need doctors, nurses, carpenters, and so on that are younger than you are and need to be prepared for their professions, you always benefit from a very good school system :)	5/21/2019 9:33 AM
87	THE CONDITION OF THE ROADS AT THE HIGH SCHOOL ARE AN EMBARRASSMENT AND I SURE HOPE THE REPAIR IS SCHEDULED SOON !	5/21/2019 9:26 AM
88	The last two years the new Superentendent has been awful. Only surpassed by the ineptitude of the Athletic Director, We need leadership that is willing to work with families, not hide or act bigger than the job they have in our community.	5/21/2019 9:21 AM
89	There needs to be a rule that states that school board members can only run a certain number of times. A person shouldn't sit on the board more than five years.	5/21/2019 9:10 AM
90	As assessments continue to increase, taxes are increasing regardless of the cap. There are citizens who either have children who have completed their education or never had children that are now on a fixed income. The STAR or Enhanced STAR exemptions are not enough. Something needs to be done on the District level to help them out - they have paid their dues.	5/21/2019 9:08 AM
91	I don't like the idea of having the vote take place in schools, so I voted for the Village of Manlius instead. The security challenges are serious for the school, and adding an election day component only increases risk to students. The Village of Manlius would be a reasonable location to vote since it's already a polling place and near the police station.	5/21/2019 9:02 AM
92	Please continue to work & make actually happen the moving of the school budget vote from schools & especially from Fayetteville Elementary School for the safety of our children! & If the vote cannot be moved, please have the children not be in school that day. Thank you!	5/21/2019 8:57 AM
93	What are your reset back up plans	5/21/2019 8:49 AM
94	As for a voting location, I am strong opposed to having the polling location IN a school. It puts our children at risk. Having it at Fay-El now is dangerous and proposing to have it at Eagle Hill equally so. I know the law indicates it must be in a school but this needs to be changed. Why talk about security if we open up our school once a year for literally anyone to come in?	5/21/2019 8:30 AM
95	top heavy in over salaried administration.	5/21/2019 8:19 AM
96	diesel buses are built to last. why are you replacing them so often? Also, I will not forget how the turf fields were backdoored after repeated NO votes by the taxpayers.	5/21/2019 8:19 AM
97	There are people living in Fayetteville who have modest incomes and cannot keep paying higher taxes. Perhaps the town and school should try living within the present budget, rather than constantly increasing it.	5/21/2019 8:19 AM
98	Happy with the schools. Frustrated that the budget has to increase each and every year with a lot of the increase going to staff & admin benefits. Taxpayers are tapped out. Need to find ways to do the job while spending less money. The increase shouldn't be \$2.5-3mm per year.	5/21/2019 8:11 AM

99	PLEASE MOVE THE VOTING LOCATION OUT OF THE SCHOOLS. It is a safety concern as well as a huge disturbance in the daily routine of the students.	5/21/2019 8:09 AM
100	I would like to see more programming aimed at increasing students' awareness and appreciation of diversity (including racial, ethnic, religious, non-gender conforming, etc.). Our district is not very diverse so it is especially important to cultivate tolerance, particularly in this day and age. At the elementary level, I would like them to forego religious holiday celebrations and class parties and use the money/ resources spent on these things on field trips and other projects (e.g. gardening project, etc.).	5/21/2019 8:06 AM
101	Student population is not increasing, why does the budget increase beyond US inflation rates every year? In teh private sector, even a 3% annual salary increase is not a given.	5/21/2019 7:57 AM
102	teacher evaluations should be more frequent with several observations each year. these oservations should be done by train individuals.	5/21/2019 7:47 AM

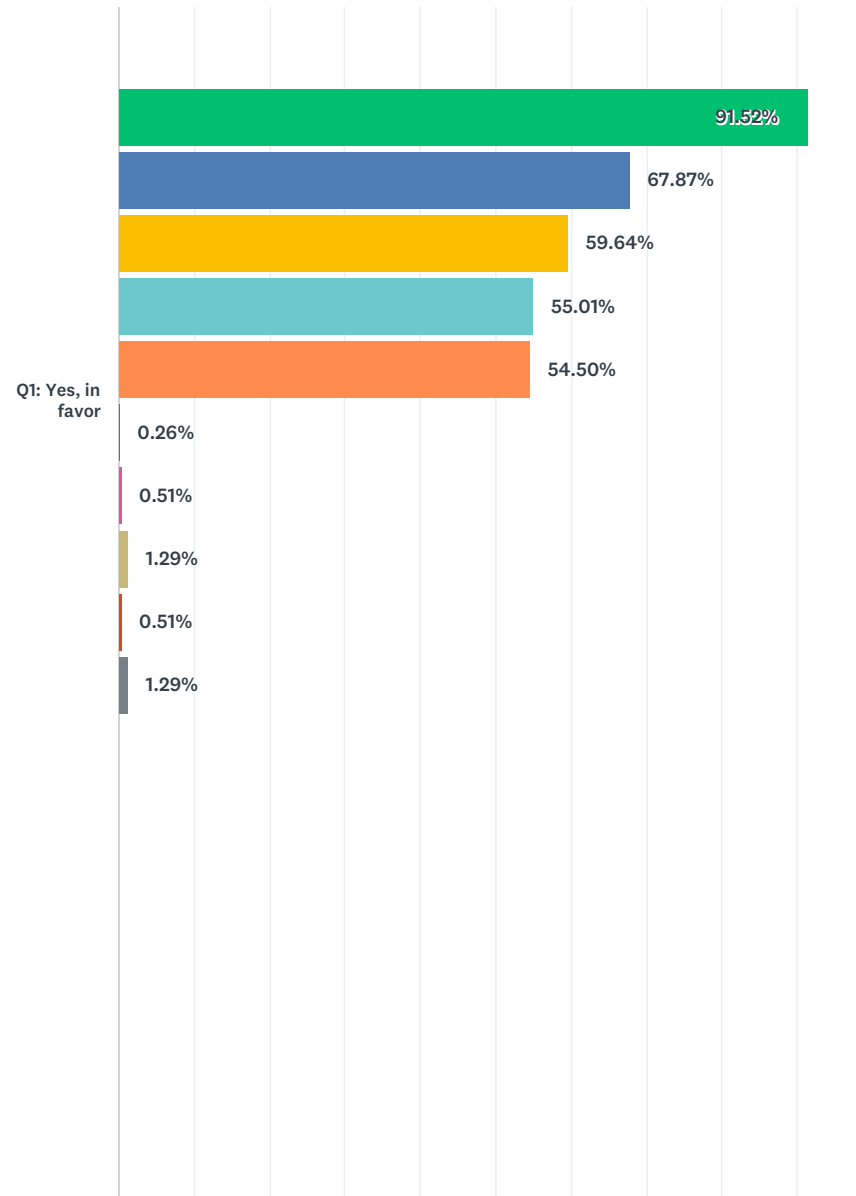
Cross-Tabulation:

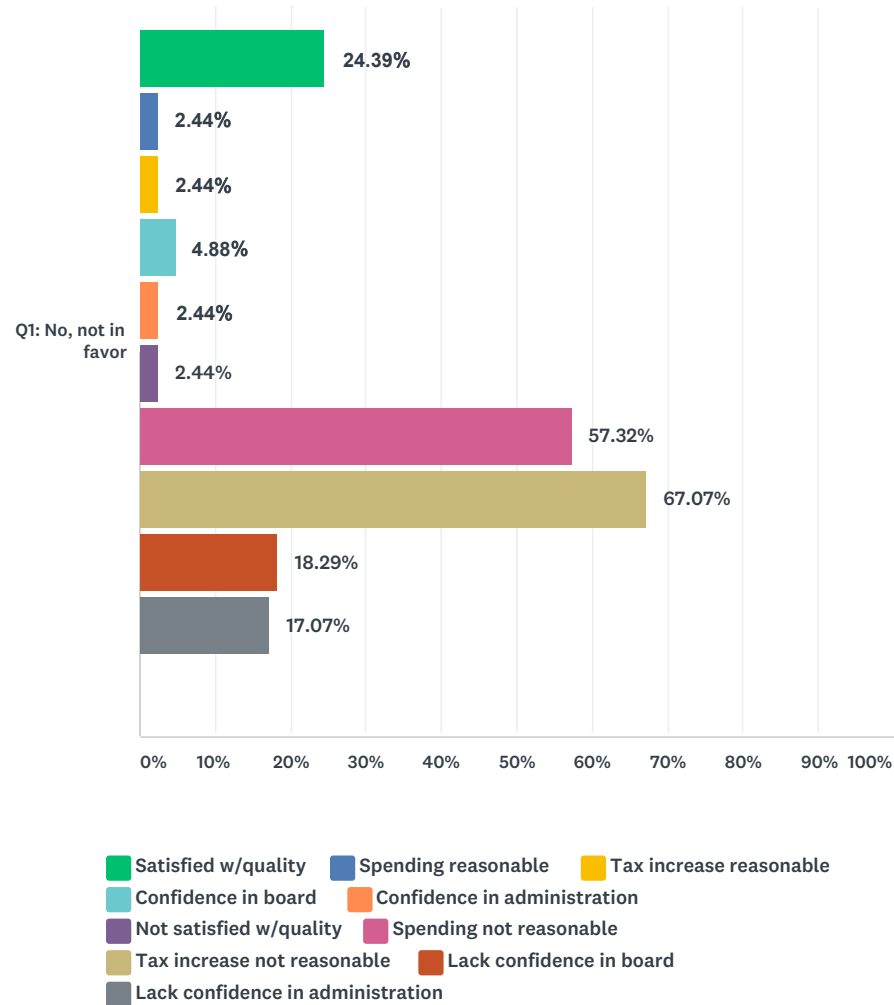
Budget approval rates for each answer choice

*Based on respondents' answers to each question,
what percentage voted "yes" and what percentage voted "no"?*

Q2 Why did you vote the way you did on the proposed school budget? (Please select all that apply.)

Answered: 471 Skipped: 3

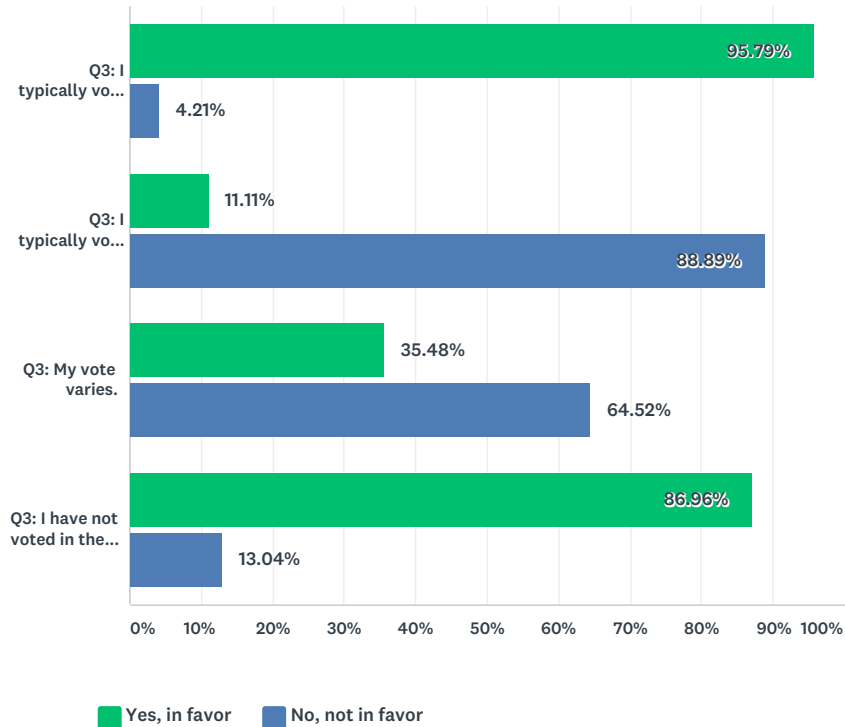




	SATISFIED W/QUALITY	SPENDING REASONABLE	TAX INCREASE REASONABLE	CONFIDENCE IN BOARD	CONFIDENCE IN ADMINISTRATION	NOT SATISFIED W/QUALITY	SPENDING NOT REASONABLE	TAX INCREASE NOT REASONABLE	LACK CONFIDENCE IN BOARD	LACK CONFIDENCE IN ADMINISTRATION	TOTAL
Q1: Yes, in favor	91.52% 356	67.87% 264	59.64% 232	55.01% 214	54.50% 212	0.26% 1	0.51% 2	1.29% 5	0.51% 2	1.29% 5	274.52% 1,293
Q1: No, not in favor	24.39% 20	2.44% 2	2.44% 2	4.88% 4	2.44% 2	2.44% 2	57.32% 47	67.07% 55	18.29% 15	17.07% 14	34.61% 163
Total Respondents	376	266	234	218	214	3	49	60	17	19	471

Q1 How did you vote on the proposed 2019-20 school budget?

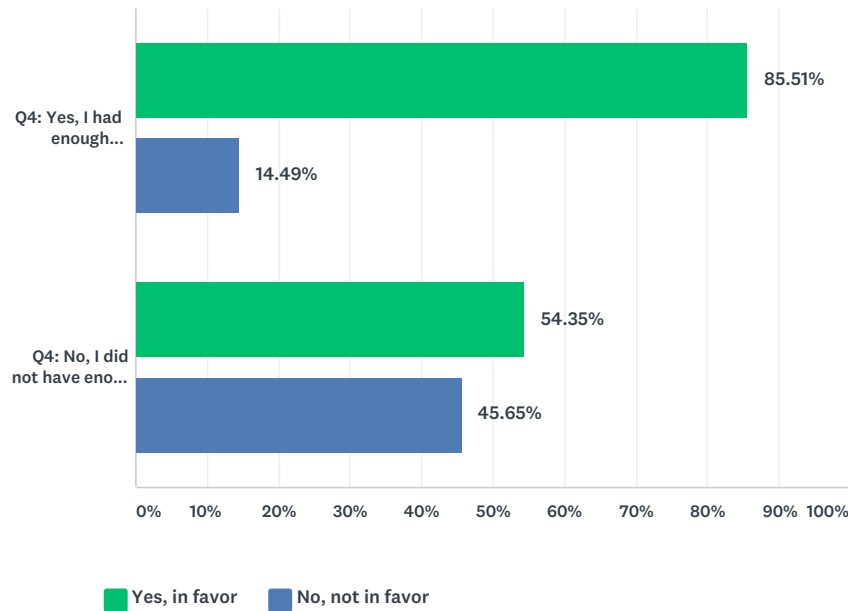
Answered: 468 Skipped: 6



	YES, IN FAVOR	NO, NOT IN FAVOR	TOTAL
Q3: I typically vote yes.	95.79% 341	4.21% 15	76.07% 356
Q3: I typically vote no.	11.11% 3	88.89% 24	5.77% 27
Q3: My vote varies.	35.48% 22	64.52% 40	13.25% 62
Q3: I have not voted in the past.	86.96% 20	13.04% 3	4.91% 23
Total Respondents	386	82	468

Q1 How did you vote on the proposed 2019-20 school budget?

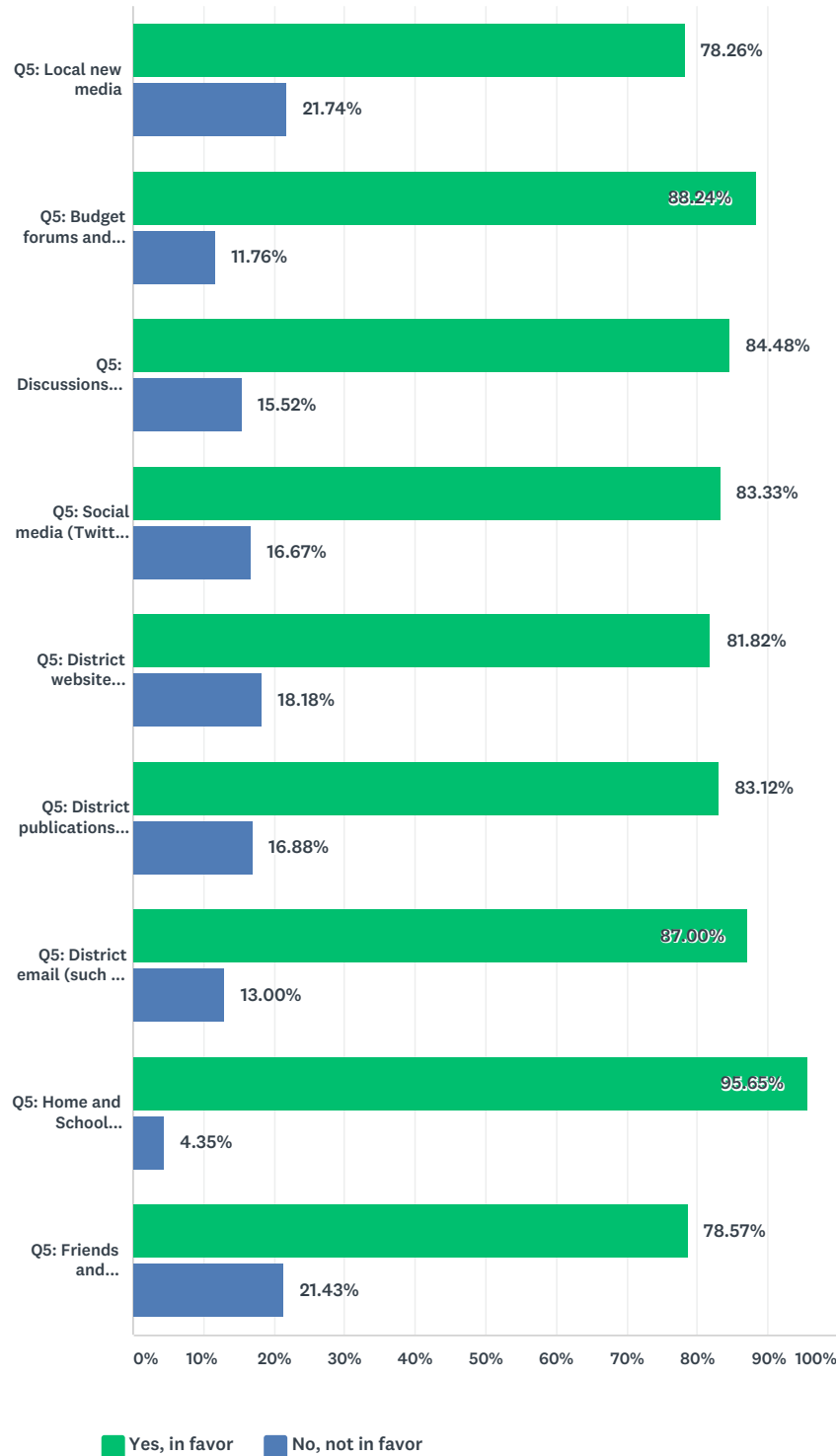
Answered: 467 Skipped: 7



	YES, IN FAVOR	NO, NOT IN FAVOR	TOTAL
Q4: Yes, I had enough information.	85.51% 360	14.49% 61	90.15% 421
Q4: No, I did not have enough information.	54.35% 25	45.65% 21	9.85% 46
Total Respondents	385	82	467

Q1 How did you vote on the proposed 2019-20 school budget?

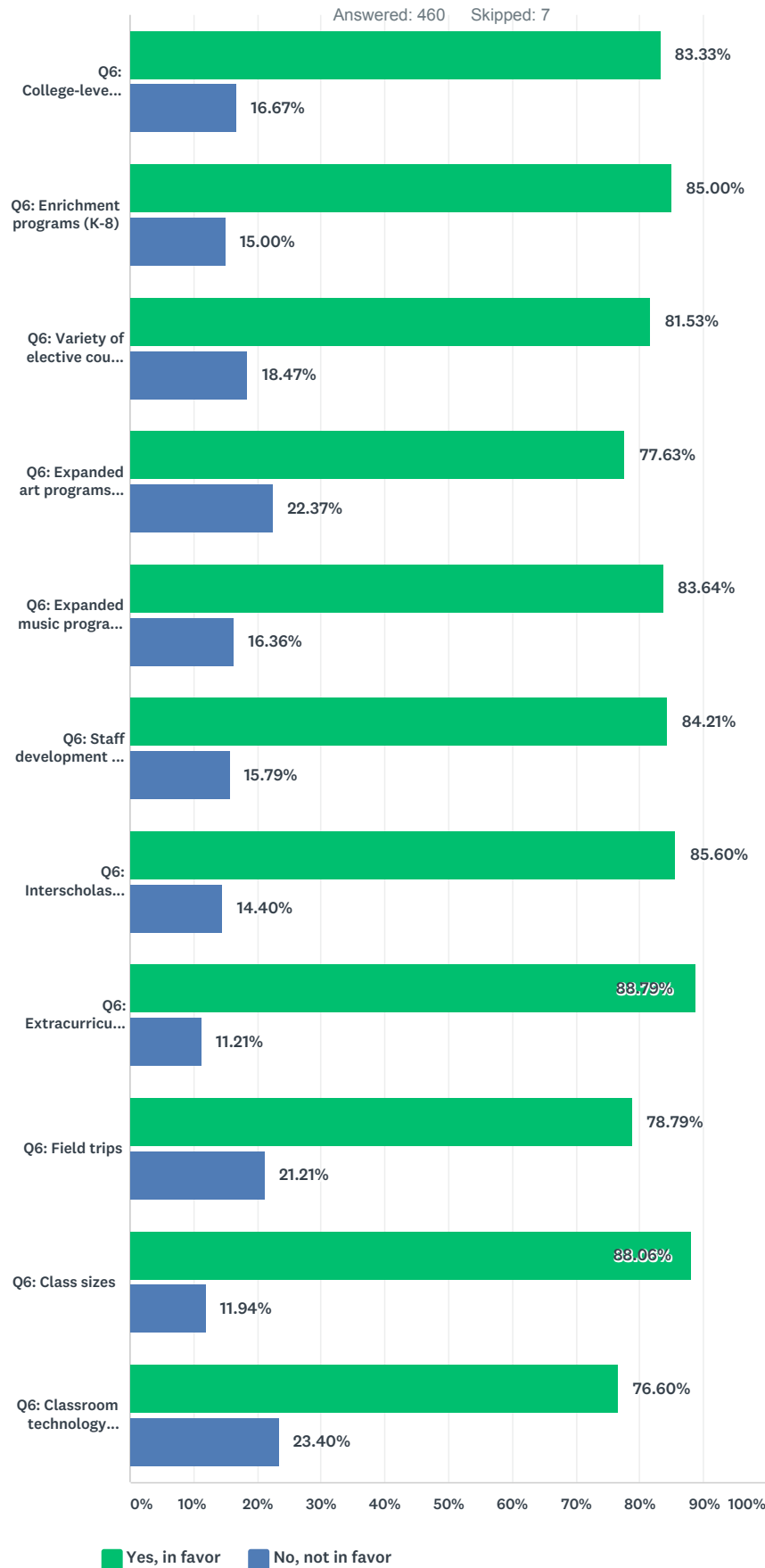
Answered: 462 Skipped: 7



	YES, IN FAVOR	NO, NOT IN FAVOR	TOTAL
Q5: Local new media	78.26% 54	21.74% 15	14.94% 69
Q5: Budget forums and presentations by school officials	88.24% 75	11.76% 10	18.40% 85
Q5: Discussions with school staff or Board of Education members	84.48% 49	15.52% 9	12.55% 58

Q5: Social media (Twitter, Facebook)	83.33% 20	16.67% 4	5.19% 24
Q5: District website (www.fmschools.org)	81.82% 99	18.18% 22	26.19% 121
Q5: District publications (F-M News, school newsletters)	83.12% 320	16.88% 65	83.33% 385
Q5: District email (such as School News Notifier)	87.00% 87	13.00% 13	21.65% 100
Q5: Home and School Association	95.65% 22	4.35% 1	4.98% 23
Q5: Friends and acquaintances	78.57% 55	21.43% 15	15.15% 70
Total Respondents	384	78	462

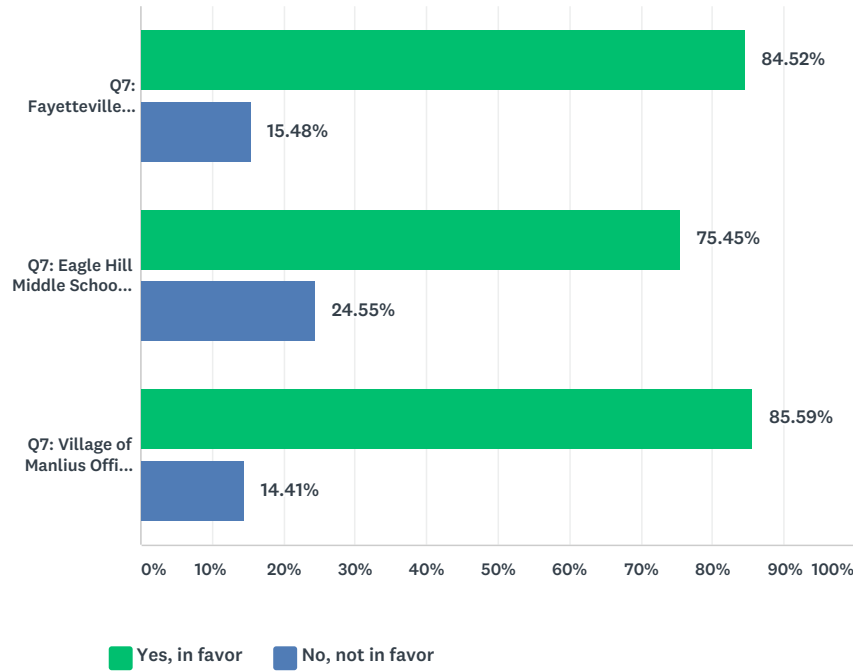
Q1 How did you vote on the proposed 2019-20 school budget?



	YES, IN FAVOR	NO, NOT IN FAVOR	TOTAL
Q6: College-level courses	83.33% 140	16.67% 28	36.52% 168
Q6: Enrichment programs (K-8)	85.00% 119	15.00% 21	30.43% 140
Q6: Variety of elective course offerings (9-12)	81.53% 128	18.47% 29	34.13% 157
Q6: Expanded art programs (beyond mandates)	77.63% 59	22.37% 17	16.52% 76
Q6: Expanded music programs (beyond mandates)	83.64% 92	16.36% 18	23.91% 110
Q6: Staff development to improve teaching and learning	84.21% 112	15.79% 21	28.91% 133
Q6: Interscholastic athletics	85.60% 107	14.40% 18	27.17% 125
Q6: Extracurricular clubs and activities	88.79% 95	11.21% 12	23.26% 107
Q6: Field trips	78.79% 52	21.21% 14	14.35% 66
Q6: Class sizes	88.06% 177	11.94% 24	43.70% 201
Q6: Classroom technology upgrades	76.60% 72	23.40% 22	20.43% 94
Total Respondents	382	78	460

Q1 How did you vote on the proposed 2019-20 school budget?

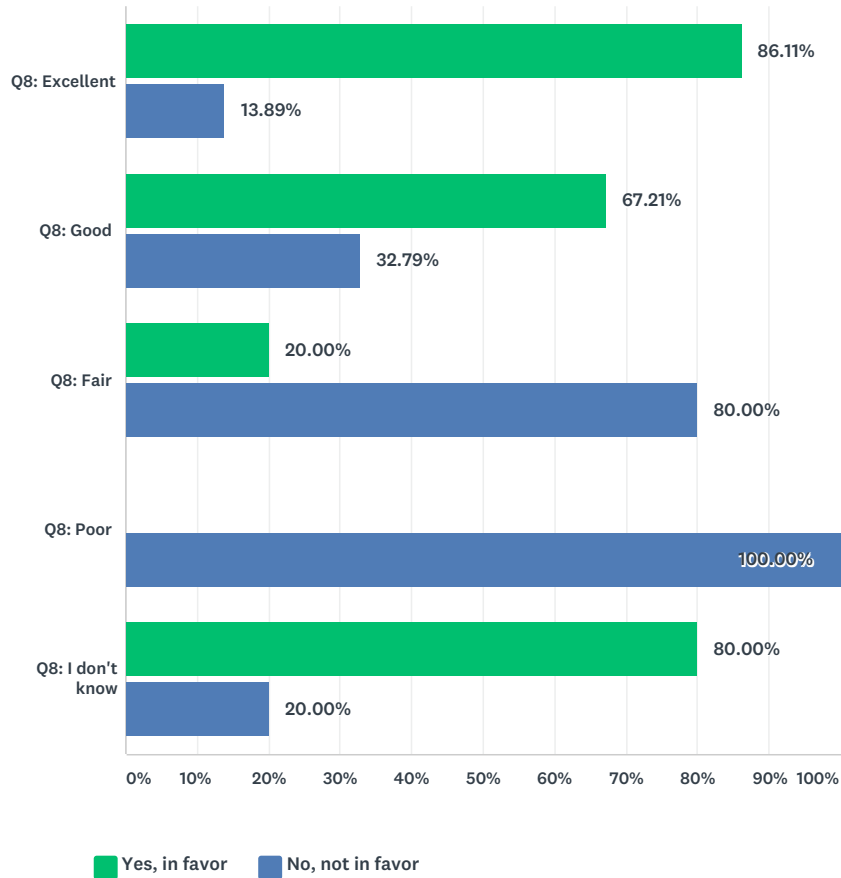
Answered: 460 Skipped: 7



	YES, IN FAVOR	NO, NOT IN FAVOR	TOTAL
Q7: Fayetteville Elementary School (Fayetteville)	84.52% 202	15.48% 37	51.96% 239
Q7: Eagle Hill Middle School (Manlius)	75.45% 83	24.55% 27	23.91% 110
Q7: Village of Manlius Offices (Manlius)	85.59% 95	14.41% 16	24.13% 111
Total Respondents	380	80	460

Q1 How did you vote on the proposed 2019-20 school budget?

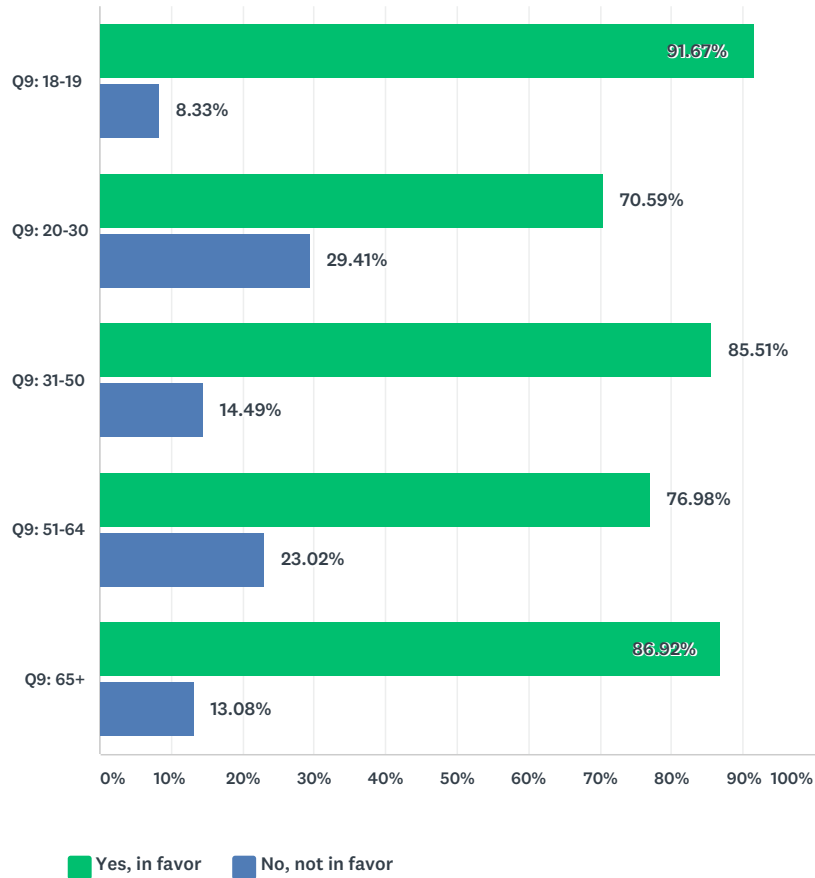
Answered: 469 Skipped: 6



	YES, IN FAVOR	NO, NOT IN FAVOR	TOTAL
Q8: Excellent	86.11% 341	13.89% 55	84.43% 396
Q8: Good	67.21% 41	32.79% 20	13.01% 61
Q8: Fair	20.00% 1	80.00% 4	1.07% 5
Q8: Poor	0.00% 0	100.00% 2	0.43% 2
Q8: I don't know	80.00% 4	20.00% 1	1.07% 5
Total Respondents	387	82	469

Q1 How did you vote on the proposed 2019-20 school budget?

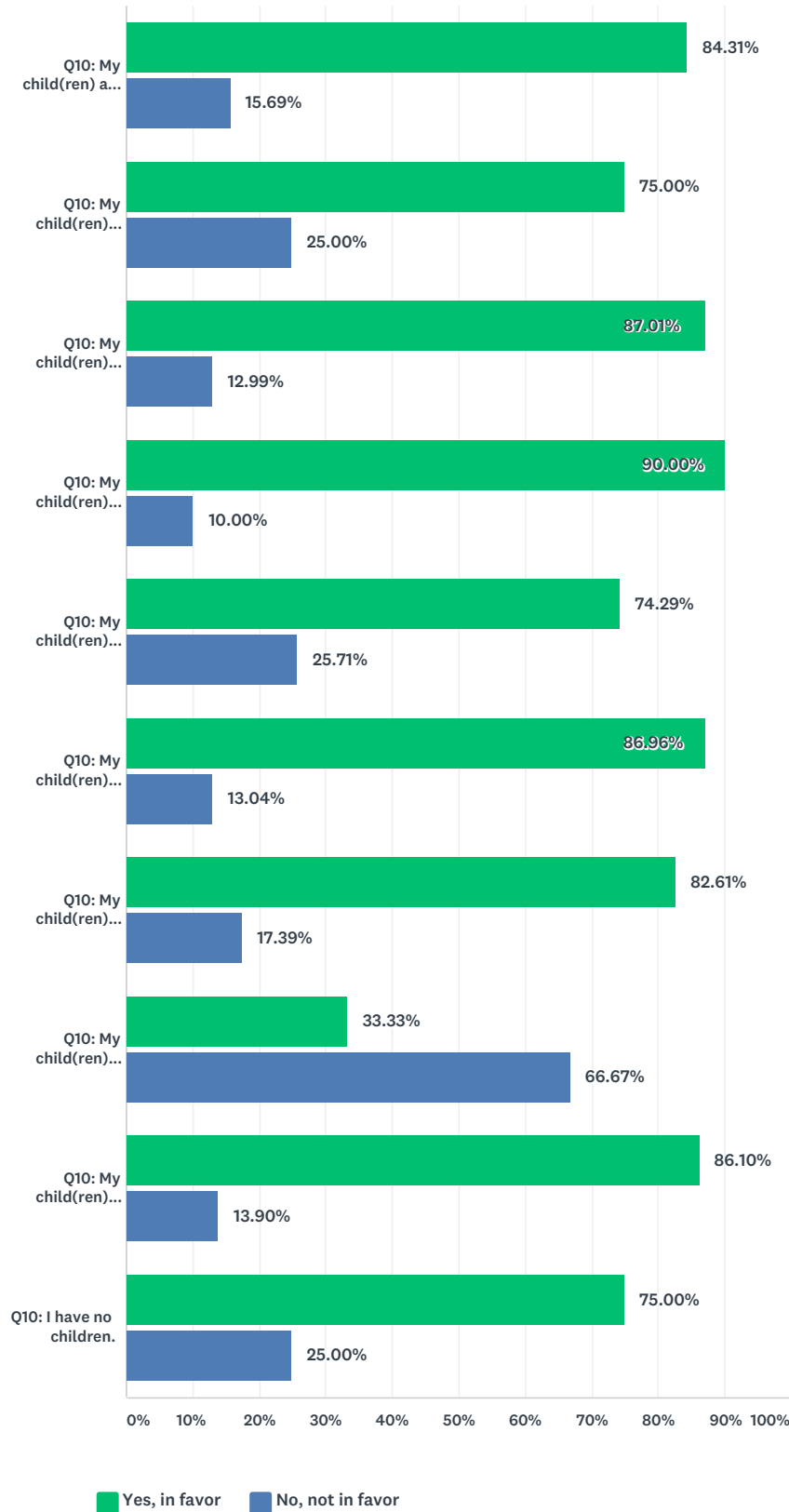
Answered: 469 Skipped: 7



	YES, IN FAVOR	NO, NOT IN FAVOR	TOTAL
Q9: 18-19	91.67% 11	8.33% 1	2.56% 12
Q9: 20-30	70.59% 12	29.41% 5	3.62% 17
Q9: 31-50	85.51% 177	14.49% 30	44.14% 207
Q9: 51-64	76.98% 97	23.02% 29	26.87% 126
Q9: 65+	86.92% 93	13.08% 14	22.81% 107
Total Respondents	390	79	469

Q1 How did you vote on the proposed 2019-20 school budget?

Answered: 465 Skipped: 7



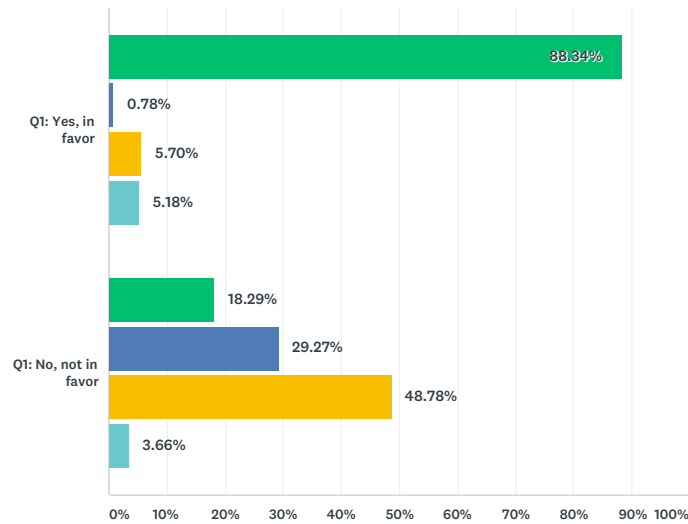
	YES, IN FAVOR	NO, NOT IN FAVOR	TOTAL
Q10: My child(ren) are preschool age or younger.	84.31% 43	15.69% 8	10.97% 51
Q10: My child(ren) attend(s) Enders Road Elementary.	75.00% 24	25.00% 8	6.88% 32
Q10: My child(ren) attend(s) Fayetteville Elementary.	87.01% 67	12.99% 10	16.56% 77
Q10: My child(ren) attend(s) Mott Road Elementary.	90.00% 27	10.00% 3	6.45% 30
Q10: My child(ren) attend(s) Eagle Hill Middle School.	74.29% 26	25.71% 9	7.53% 35
Q10: My child(ren) attend(s) Wellwood Middle School.	86.96% 60	13.04% 9	14.84% 69
Q10: My child(ren) attend(s) F-M High School.	82.61% 76	17.39% 16	19.78% 92
Q10: My child(ren) attend(s) a private or parochial K-12 school, another public school district or is homeschooled.	33.33% 1	66.67% 2	0.65% 3
Q10: My child(ren) is/are past high school age.	86.10% 161	13.90% 26	40.22% 187
Q10: I have no children.	75.00% 42	25.00% 14	12.04% 56
Total Respondents	385	80	465

Cross-Tabulation:
How respondents voted (yes/no)
cross-tabulated with each question

*Of those who voted “yes” or “no,” what percentage
fell into each voter category?*

Q3 How have you typically voted on the school budget in the past?

Answered: 468 Skipped: 6

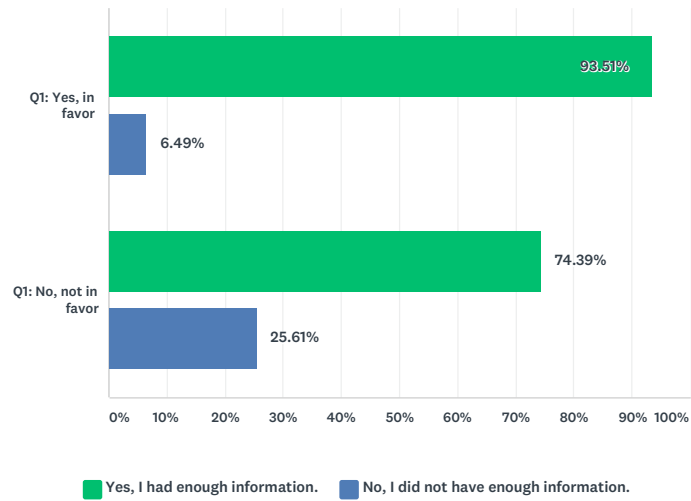


■ I typically vote yes.
 ■ I typically vote no.
 ■ My vote varies.
 ■ I have not voted in the past.

	I TYPICALLY VOTE YES.	I TYPICALLY VOTE NO.	MY VOTE VARIES.	I HAVE NOT VOTED IN THE PAST.	TOTAL
Q1: Yes, in favor	88.34% 341	0.78% 3	5.70% 22	5.18% 20	82.48% 386
Q1: No, not in favor	18.29% 15	29.27% 24	48.78% 40	3.66% 3	17.52% 82
Total Respondents	356	27	62	23	468

Q4 Did you have enough information on the proposed budget?

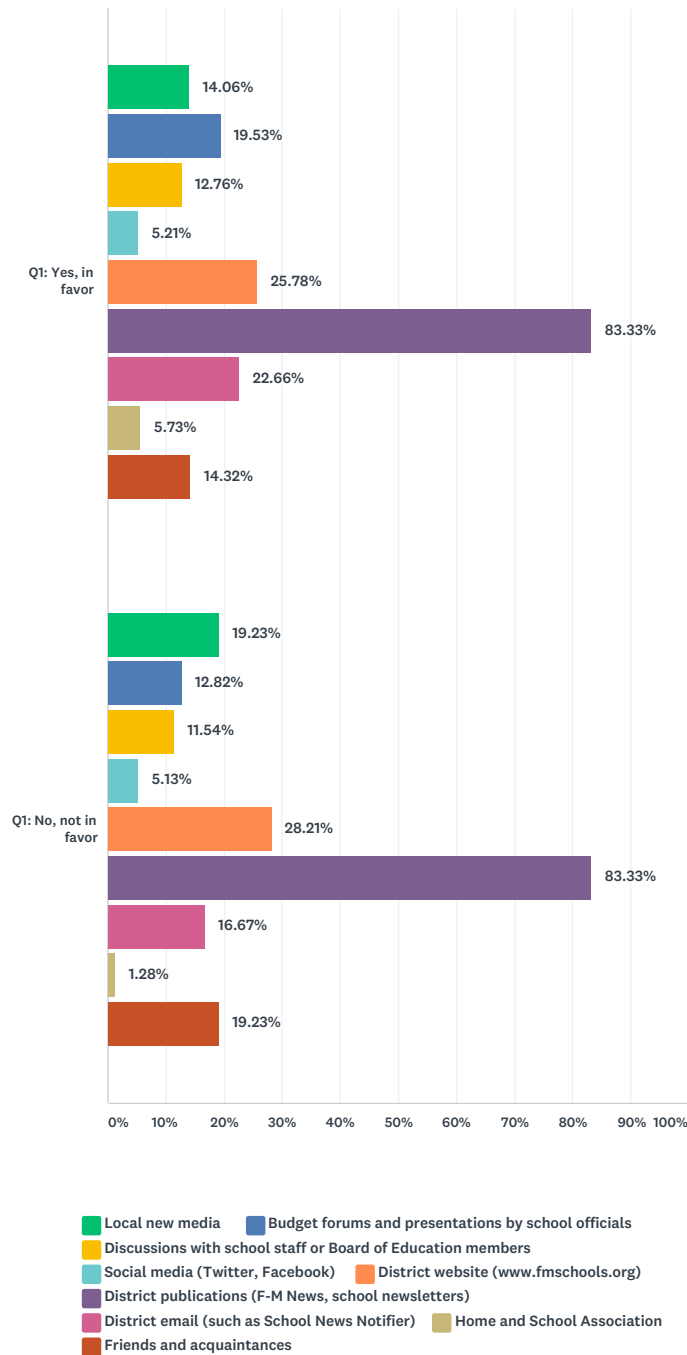
Answered: 467 Skipped: 7



	YES, I HAD ENOUGH INFORMATION.	NO, I DID NOT HAVE ENOUGH INFORMATION.	TOTAL
Q1: Yes, in favor	93.51% 360	6.49% 25	82.44% 385
Q1: No, not in favor	74.39% 61	25.61% 21	17.56% 82
Total Respondents	421	46	467

Q5 What were your best sources of information about the proposed budget? (Please select all that apply.)

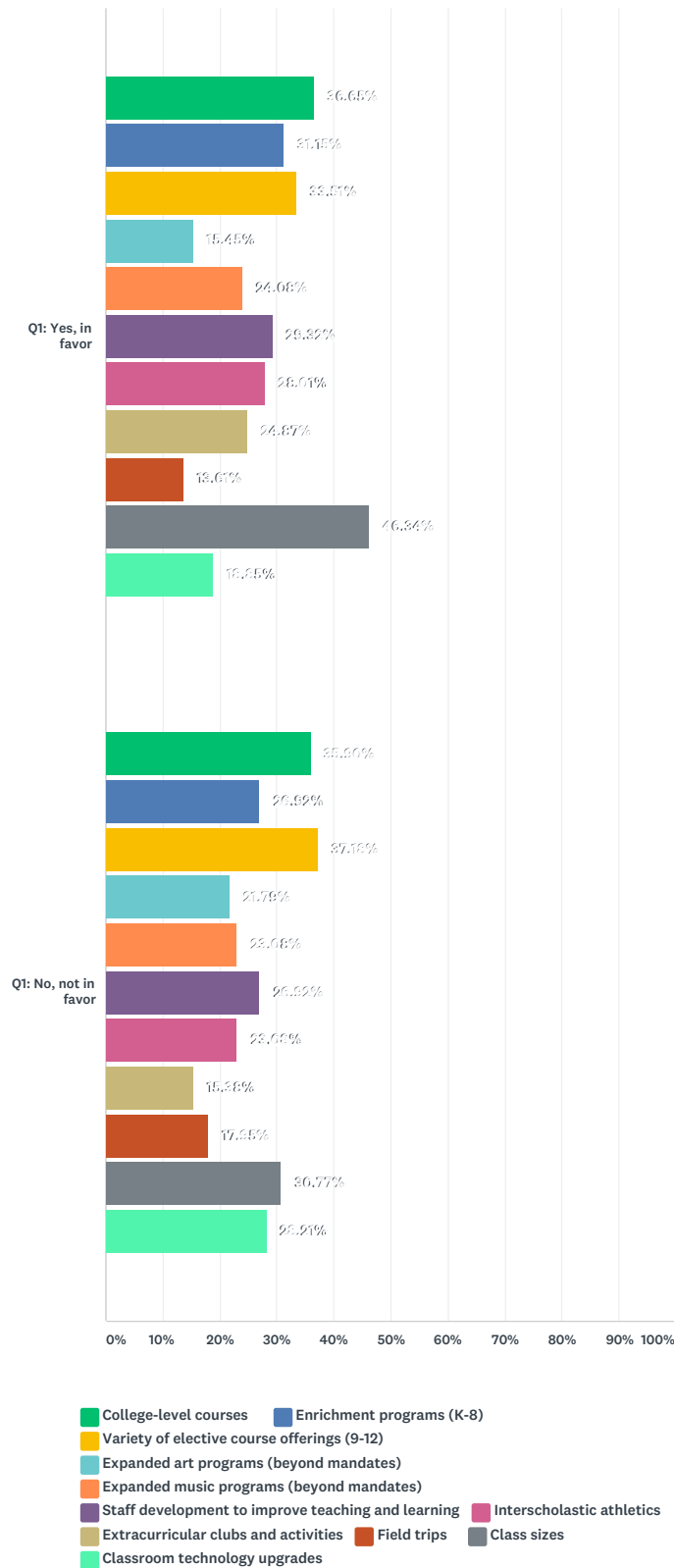
Answered: 462 Skipped: 12



	LOCAL NEW MEDIA	BUDGET FORUMS AND PRESENTATIONS BY SCHOOL OFFICIALS	DISCUSSIONS WITH SCHOOL STAFF OR BOARD OF EDUCATION MEMBERS	SOCIAL MEDIA (TWITTER, FACEBOOK)	DISTRICT WEBSITE (WWW.FMSCHOOLS.ORG)	DISTRICT PUBLICATIONS (F-M NEWS, SCHOOL NEWSLETTERS)	DISTRICT EMAIL (SUCH AS SCHOOL NEWS NOTIFIER)	HOME AND SCHOOL ASSOCIATION	FRIENDS AND ACQUAINTANCES	TOTAL
Q1: Yes, in favor	14.06% 54	19.53% 75	12.76% 49	5.21% 20	25.78% 99	83.33% 320	22.66% 87	5.73% 22	14.32% 55	169.05% 781
Q1: No, not in favor	19.23% 15	12.82% 10	11.54% 9	5.13% 4	28.21% 22	83.33% 65	16.67% 13	1.28% 1	19.23% 15	33.33% 154
Total Respondents	69	85	58	24	121	385	100	23	70	462

Q6 If the district has to make cuts, which three of the following non-mandated areas would you most like to see PRESERVED? (Please select your top three only.)

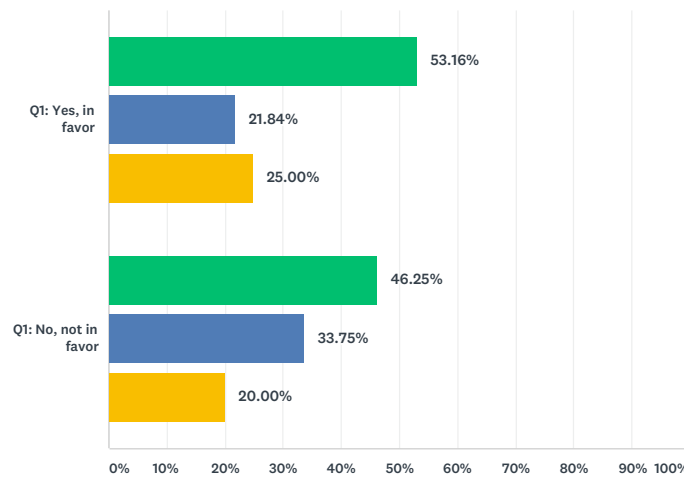
Answered: 460 Skipped: 14



	COLLEGE- LEVEL COURSES	ENRICHMENT PROGRAMS (K-8)	VARIETY OF ELECTIVE COURSE OFFERINGS (9-12)	EXPANDED ART PROGRAMS (BEYOND MANDATES)	EXPANDED MUSIC PROGRAMS (BEYOND MANDATES)	STAFF DEVELOPMENT TO IMPROVE TEACHING AND LEARNING	INTERSCHOLASTIC ATHLETICS	EXTRACURRICULAR CLUBS AND ACTIVITIES	FIELD TRIPS	CLASS SIZES	CLASSROOM TECHNOLOGY UPGRADES	TOTAL
Q1: Yes, in favor	36.65% 140	31.15% 119	33.51% 128	15.45% 59	24.08% 92	29.32% 112	28.01% 107	24.87% 95	13.61% 52	46.34% 177	18.85% 72	250.65% 1,153
Q1: No, not in favor	35.90% 28	26.92% 21	37.18% 29	21.79% 17	23.08% 18	26.92% 21	23.08% 18	15.38% 12	17.95% 14	30.77% 24	28.21% 22	48.70% 224
Total Respondents	168	140	157	76	110	133	125	107	66	201	94	460

Q7 If the district is able to move the polling place for future votes, which location would you prefer? (Select one)

Answered: 460 Skipped: 14

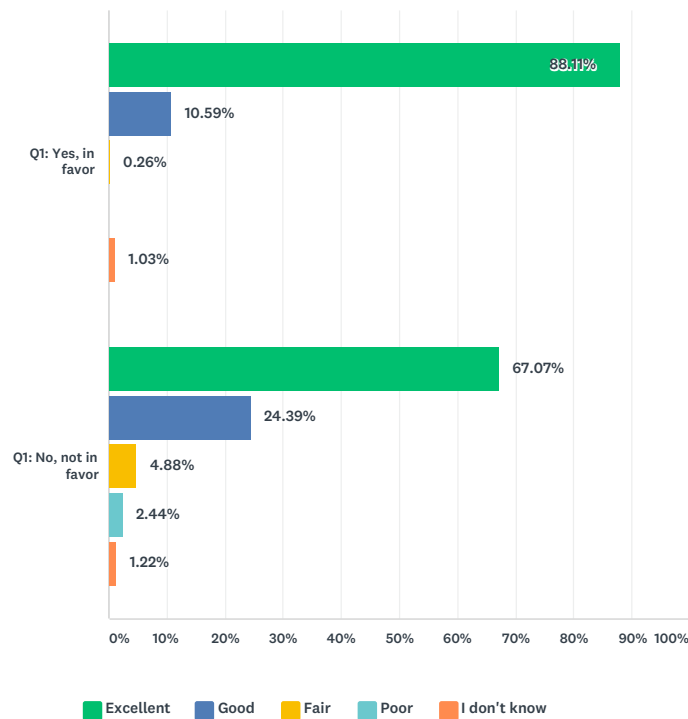


■ Fayetteville Elementary School (Fayetteville)
 ■ Eagle Hill Middle School (Manlius)
 ■ Village of Manlius Offices (Manlius)

	FAYETTEVILLE ELEMENTARY SCHOOL (FAYETTEVILLE)	EAGLE HILL MIDDLE SCHOOL (MANLIUS)	VILLAGE OF MANLIUS OFFICES (MANLIUS)	TOTAL
Q1: Yes, in favor	53.16% 202	21.84% 83	25.00% 95	82.61% 380
Q1: No, not in favor	46.25% 37	33.75% 27	20.00% 16	17.39% 80
Total Respondents	239	110	111	460

Q8 In general, how would you grade the quality of education provided by Fayetteville-Manlius?

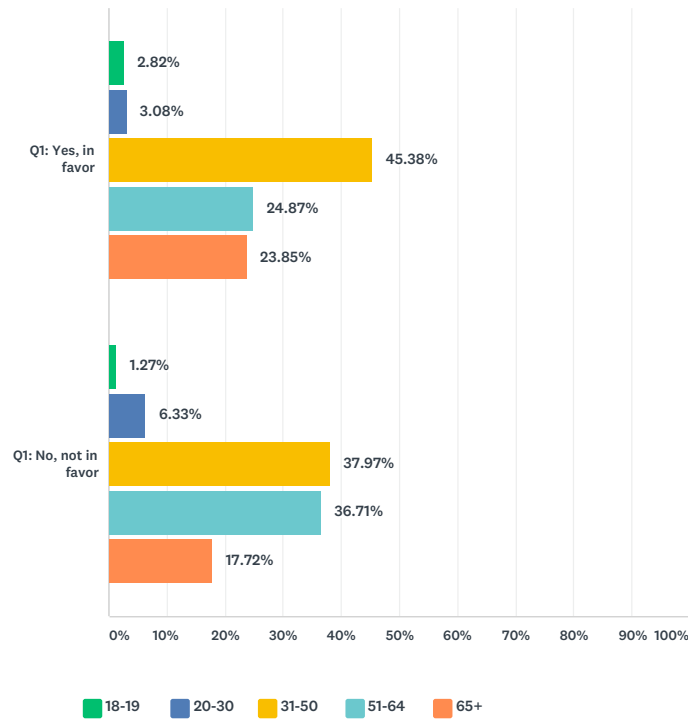
Answered: 469 Skipped: 5



	EXCELLENT	GOOD	FAIR	POOR	I DON'T KNOW	TOTAL
Q1: Yes, in favor	88.11% 341	10.59% 41	0.26% 1	0.00% 0	1.03% 4	82.52% 387
Q1: No, not in favor	67.07% 55	24.39% 20	4.88% 4	2.44% 2	1.22% 1	17.48% 82
Total Respondents	396	61	5	2	5	469

Q9 What age group applies to you?

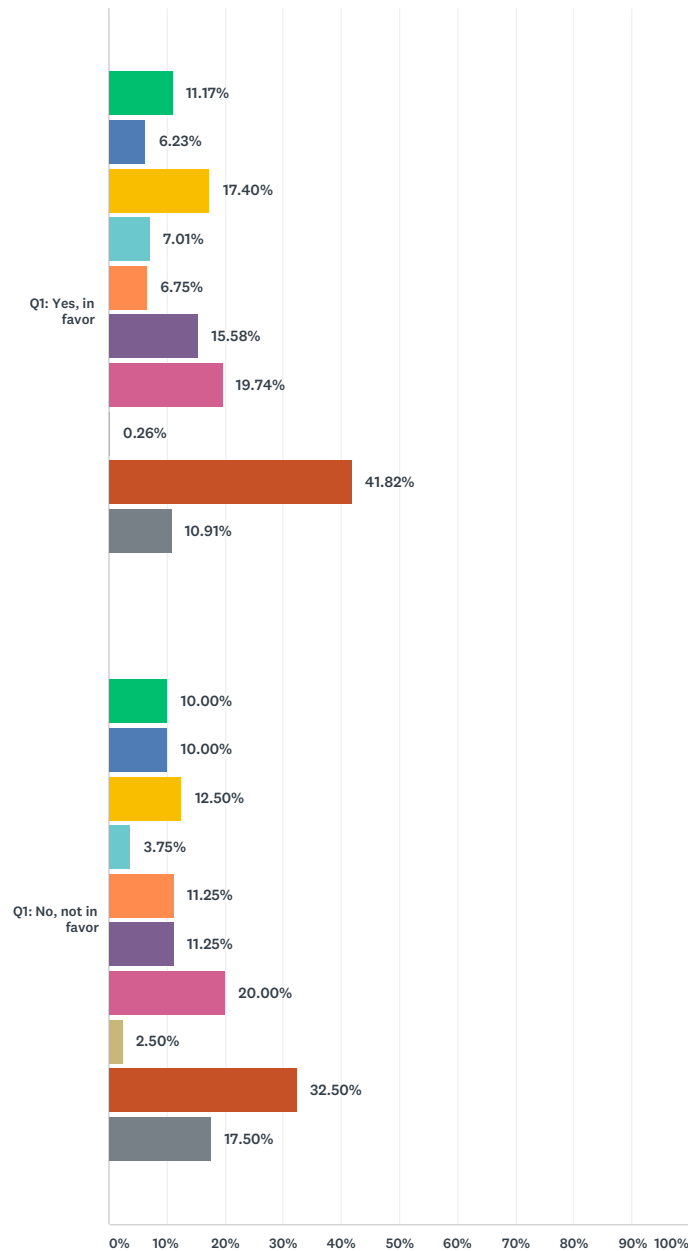
Answered: 469 Skipped: 5



	18-19	20-30	31-50	51-64	65+	TOTAL
Q1: Yes, in favor	2.82% 11	3.08% 12	45.38% 177	24.87% 97	23.85% 93	83.16% 390
Q1: No, not in favor	1.27% 1	6.33% 5	37.97% 30	36.71% 29	17.72% 14	16.84% 79
Total Respondents	12	17	207	126	107	469

Q10 Please check all that apply:

Answered: 465 Skipped: 9



- My child(ren) are preschool age or younger.
- My child(ren) attend(s) Enders Road Elementary.
- My child(ren) attend(s) Fayetteville Elementary.
- My child(ren) attend(s) Mott Road Elementary.
- My child(ren) attend(s) Eagle Hill Middle School.
- My child(ren) attend(s) Wellwood Middle School.
- My child(ren) attend(s) F-M High School.
- My child(ren) attend(s) a private or parochial K-12 school, another public school dist
- My child(ren) is/are past high school age.
- I have no children.

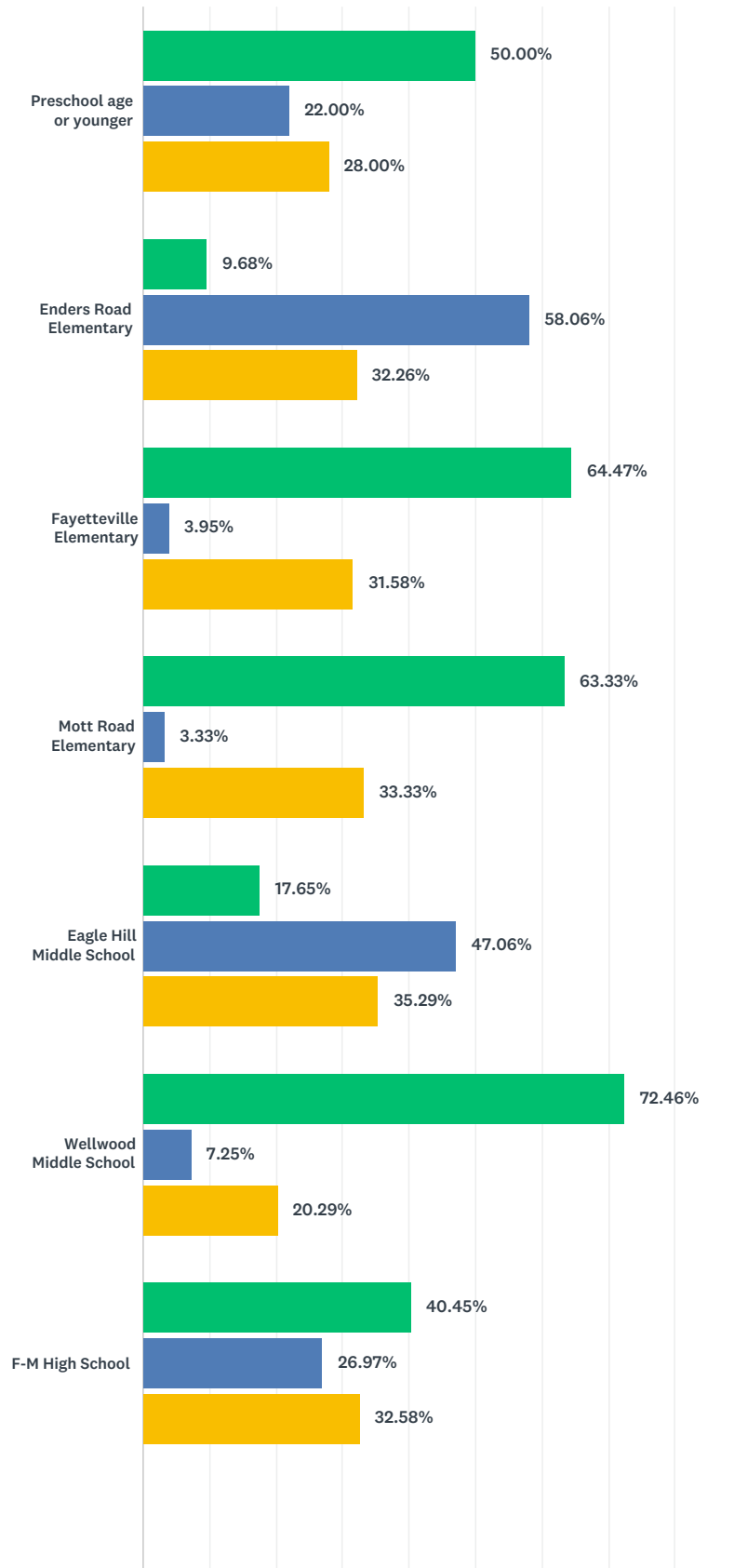
	MY CHILD(REN) ARE PRESCHOOL AGE OR YOUNGER.	MY CHILD(REN) ATTEND(S) ENDERS ROAD ELEMENTARY.	MY CHILD(REN) ATTEND(S) FAYETTEVILLE ELEMENTARY.	MY CHILD(REN) ATTEND(S) MOTT ROAD ELEMENTARY.	MY CHILD(REN) ATTEND(S) EAGLE HILL MIDDLE SCHOOL.	MY CHILD(REN) ATTEND(S) WELLWOOD MIDDLE SCHOOL.	MY CHILD(REN) ATTEND(S) F-M HIGH SCHOOL.	MY CHILD(REN) ATTEND(S) A PRIVATE OR PAROCHIAL K-12 SCHOOL, ANOTHER PUBLIC SCHOOL DISTRICT OR IS HOMESCHOOLED.	MY CHILD(REN) IS/ARE PAST HIGH SCHOOL AGE.	I HAVE NO CHILDREN.	TOTAL
Q1: Yes, in favor	11.17% 43	6.23% 24	17.40% 67	7.01% 27	6.75% 26	15.58% 60	19.74% 76	0.26% 1	41.82% 161	10.91% 42	113.33% 527
Q1: No, not in favor	10.00% 8	10.00% 8	12.50% 10	3.75% 3	11.25% 9	11.25% 9	20.00% 16	2.50% 2	32.50% 26	17.50% 14	22.58% 105
Total Respondents	51	32	77	30	35	69	92	3	187	56	465

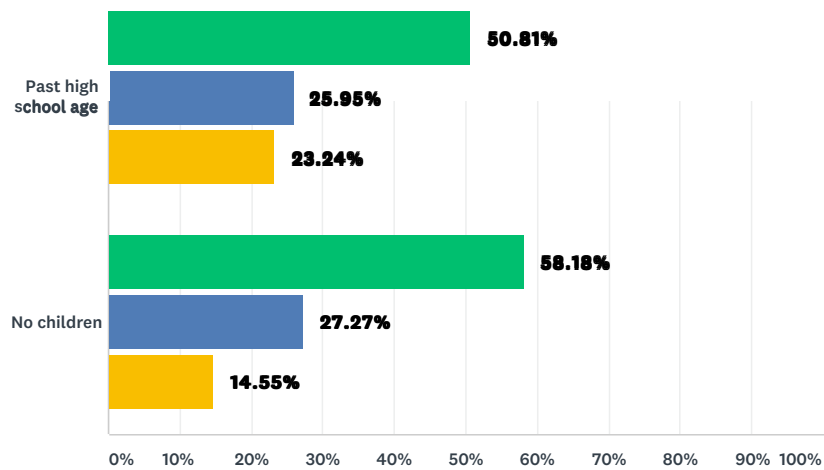
Cross-Tabulation:
Polling location approval rates for
each parental status category

*Based on respondents' answers to each question,
what percentage selected each polling place location?*

Q7 If the district is able to move the polling place for future votes, which location would you prefer? (Select one)

Answered: 457 Skipped: 13





■ Fayetteville Elementary School (Fayetteville)
■ Eagle Hill Middle School (Manlius) ■ Village of Manlius Offices (Manlius)

	FAYETTEVILLE ELEMENTARY SCHOOL (FAYETTEVILLE)	EAGLE HILL MIDDLE SCHOOL (MANLIUS)	VILLAGE OF MANLIUS OFFICES (MANLIUS)	TOTAL
Preschool age or younger	50.00% 25	22.00% 11	28.00% 14	10.94% 50
Enders Road Elementary	9.68% 3	58.06% 18	32.26% 10	6.78% 31
Fayetteville Elementary	64.47% 49	3.95% 3	31.58% 24	16.63% 76
Mott Road Elementary	63.33% 19	3.33% 1	33.33% 10	6.56% 30
Eagle Hill Middle School	17.65% 6	47.06% 16	35.29% 12	7.44% 34
Wellwood Middle School	72.46% 50	7.25% 5	20.29% 14	15.10% 69
F-M High School	40.45% 36	26.97% 24	32.58% 29	19.47% 89
Past high school age	50.81% 94	25.95% 48	23.24% 43	40.48% 185
No children	58.18% 32	27.27% 15	14.55% 8	12.04% 55
Total Respondents	235	112	110	457